GOLDEN GOODS

Pluizenverwijderaar
Handleiding

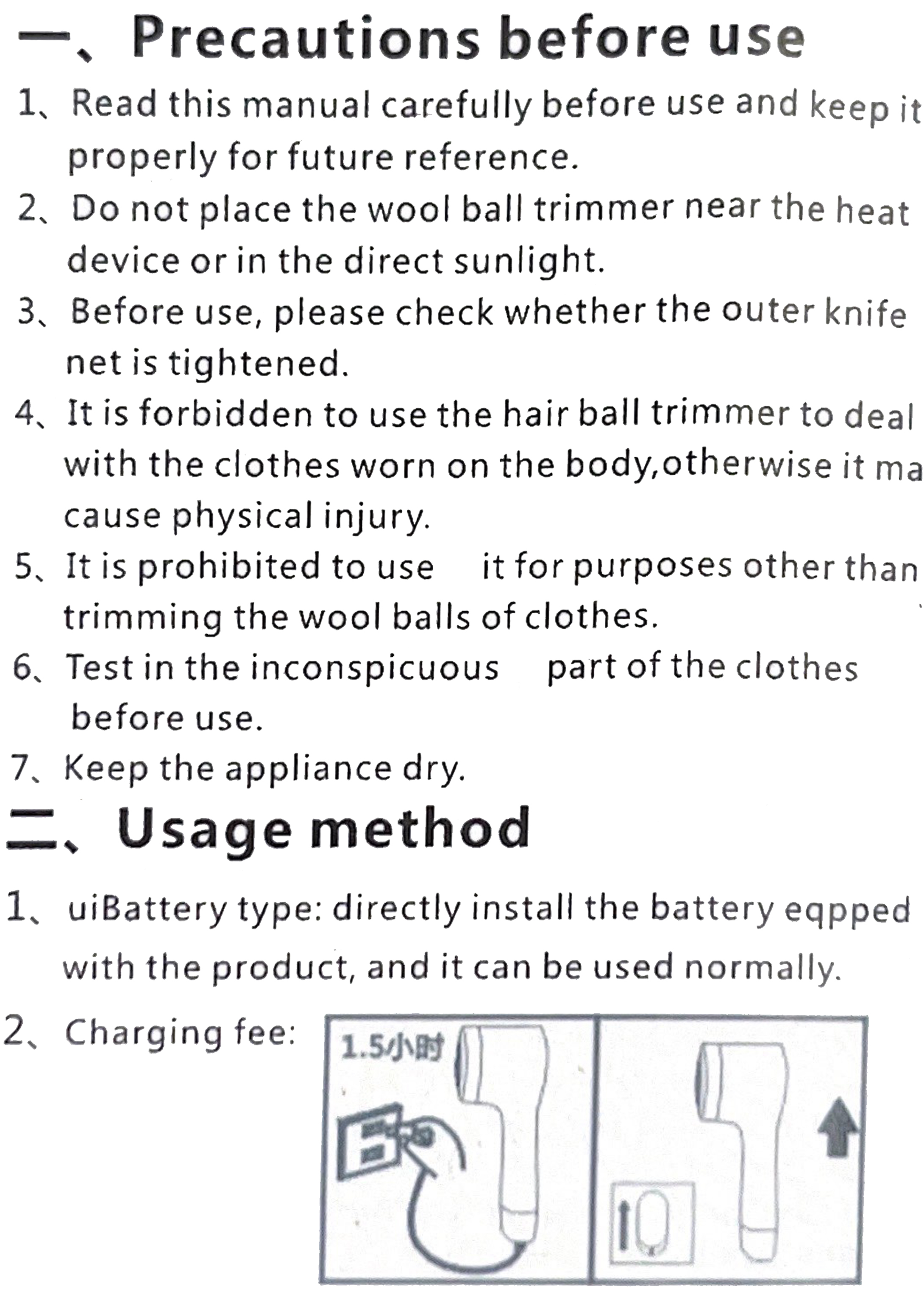

一、Precautions before use

1、Read this manual carefully before use and keep it properly for future reference.
2、Do not place the wool ball trimmer near the heat device or in the direct sunlight.
3、Before use, please check whether the outer knife net is tightened.
4、It is forbidden to use the hair ball trimmer to deal with the clothes worn on the body,otherwise it ma cause physical injury.
5、It is prohibited to use it for purposes other than trimming the wool balls of clothes.
6、Test in the inconspicuous part of the clothes before use.
7、Keep the appliance dry.

二、Usage method

1、uiBattery type: directly install the battery eqpped with the product, and it can be used normally.
2、Charging fee:

1.Turn off the hairball switch button insert the USB plug into the USB socket with an output 5V⎓ load of atleast 1a.

2.Push the switch button of the wool ball trimmer upward, lay the clothes on the table, and gently stick the net cover on the clothes back and forthWhen moving, pay attention to the knot of the wool ball to avoid damage.

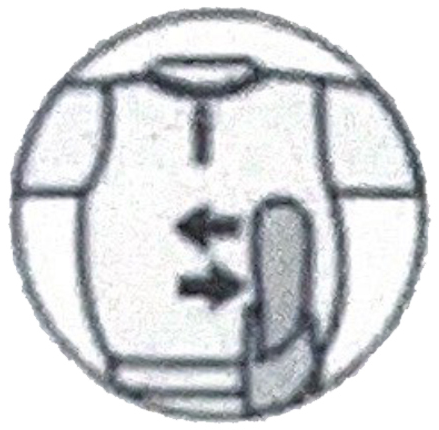
The fast trimming method slides the body slightly left and right on the clothes


Remove stubborn hair balls vertical and parallel to the line s of clothing sliding


Clothes with protruding decoration bypass the protruding part when sliding

·It is forbidden to use it for other purposes than trimming clothes.

·Use after testing in an inconspicuous place of clothing.

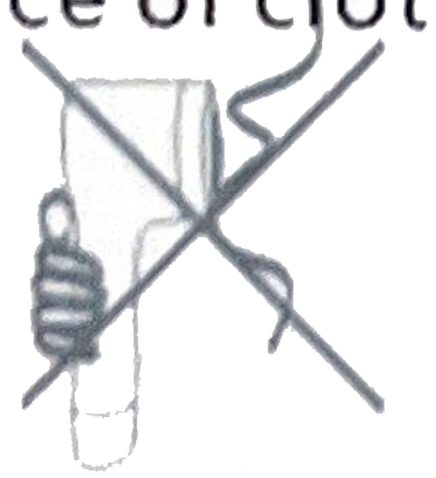
Do not use for shaving


Do not press hard

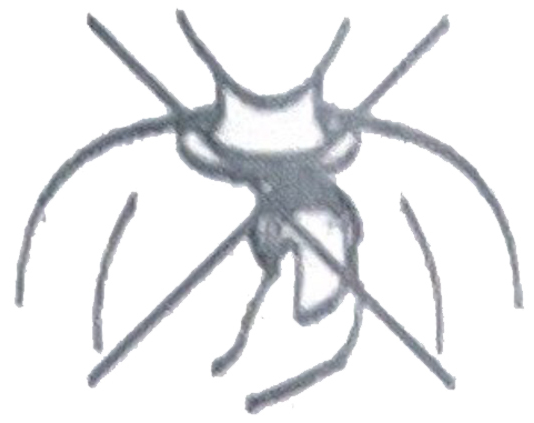
Sweater prohibited for wearing

⚠ Be careful

Prevent problems

·Please pay special attention to the following parts.

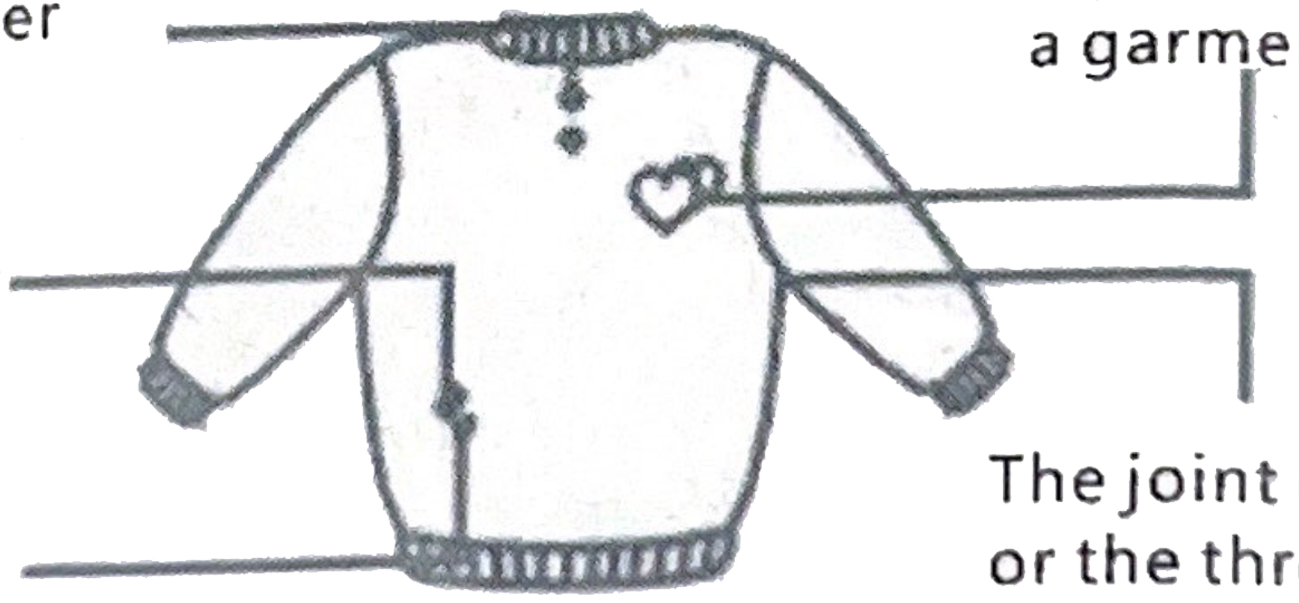
Button, zipper all around
Remove any foreign matter sticking to the clothing
Parts with thin texture or easy to crack
A prominent part of a garment
The joint of clothes or the thread end of sewing

三、clean

Turn off the wool ball trimmer switch.

Clean the ball debris in the net cover and the machine head with a cleaning brush.

Push the dust collecting box outward to separate the dust collecting box from the machine body.

Clean the dust collecting box.

Please install the dust collecting box and net cover after cleaning.

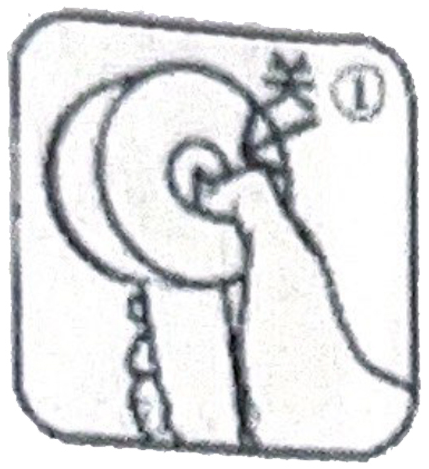

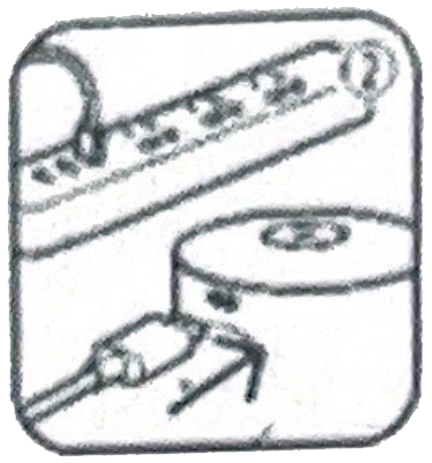





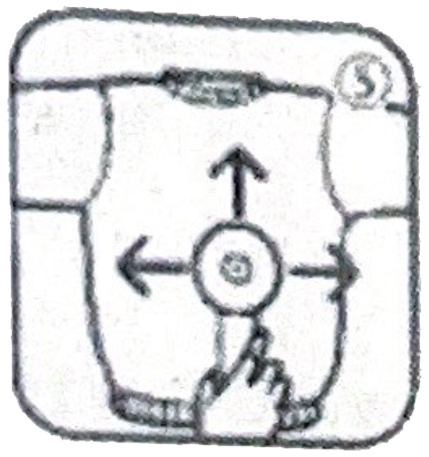

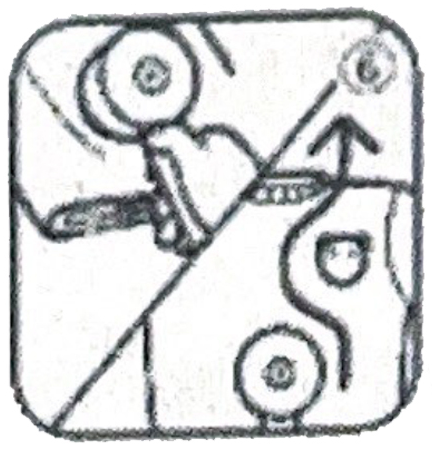

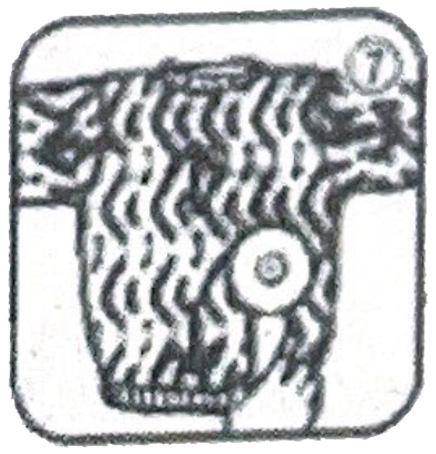

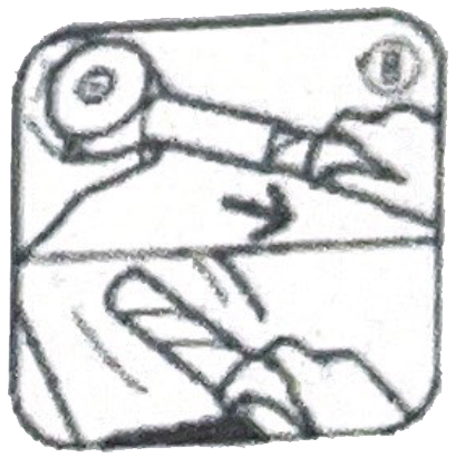

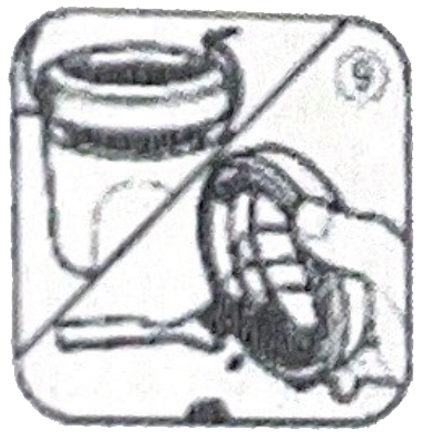





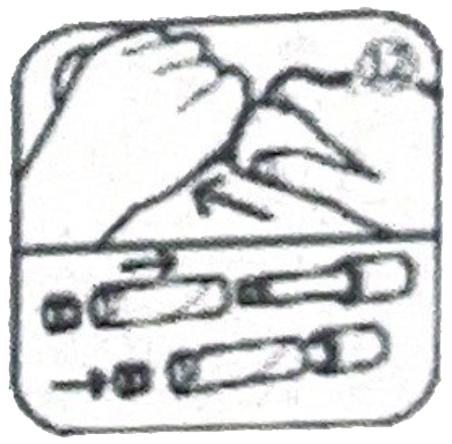

四、Specification parameters

Product parameters	ZG-M701	ZG-M701
Power supply mode	Money	Battery(2x7´)
Charging voltage	5V⎓	
Rated voltage	3.7V⎓	3V ⎓
Rated power	3W	3W

五、Environmental protection tips (rechargeable)

The battery may contain substances in the environment.

1. The battery must be removed from the appliance before it is discarded.

2. When removing the battery, the appliance must be powered off

3. Batteries should be disposed of safely.After unscrewing the net cover, loosen the

4 upper / lower fixing screws to remove itUpper the housing, then pull out the battery plug and remove the battery.Do not discard the waste battery as ordinary domestic waste, instead, give it to Formal collection point processing.When discarding products with expired service life, please replace the motorParts and other meta l parts are placed in metal recycling bins.

⚠warning

·Do not charge continuously for more than 24 hours, and do not charge at a temperature lower thanCharge at 0 ℃ or above 40 ℃, otherwise the battery life will be shortened.

·Never wash the body with water or bring it into the bathroom, Failure will occur.

·In case of abnormal conditions (such as odorThe power supply shall be cut off immediately and the use shall be stopped.

·Please keep the appliance in a dry place away from moisture.

Environmental protection list

Message name	Name and content of hazardous substances in the product					
	(pb)	(Hg)	(Cd)	(Cr(VI))	(PBB)	(PBDE)
electrical machinery	X	O	X	X	O	O
motherboard	X	O	O	O	O	O
lectronic wire	X	O	X	O	O	X
Plastic	O	O	O	O	O	X
battery	X	O	X	O	O	O

This form is prepared in accordance with sj/t11364.
O means that the content of the hazardous substance in all homogeneous materials of the component is below the limit requirements of gb/t 26572.
X means that the content of the hazardous substance in a homogeneous material of the component exceeds the limit specified in gb/t 26572.
Note: the contents of hazardous substances in the products publicized in this table shall be replaced regularly.

⑩ Under the normal use conditions described in this manual, the environmental protection service life of this product is 10 years. It can be safely used within the environmental protection service life. After the environmental protection service life is exceeded, it should enter the recycling system.

Warranty regulations

·During the warranty period, due to manufacturing defects or failure of the machine itselfFree maintenance when necessary.·For personal reasons, the product is not used in accordance with this manual, andFailure or damage is not covered by the warranty.·The cutter head is a wear and tear part and is not covered by warranty.·The product enjoys 1-year warranty service.

After sales warranty contact card

Purchase platform: Purchase account:

Transaction No: Warranty / return model:

Warranty / return reason:

contact number: Convenient contact time:

Please contact the customer service when returning the goods to ensure

that the repair / return time can be effectively shortened!