

联想真无线立体声耳机NovoPods TG132
Lenovo True Wireless Stereo Bluetooth
Earphones NovoPods TG132



尊享服务
专属权益

扫一扫
享服务
领福利
无忧购

Lenovo

目录

安全信息	2
产品组成/包装内容物	3
产品介绍	4
设置和使用	5
注意事项	7
保修和服务	8
免责声明	9
保修卡	10
有害物质声明	11
法律通告	12

安全信息

使用本产品前，请阅读一下安全说明并遵循所有常规的安全预防措施。任何与本说明书不符的操作都可能导致本产品损坏。

注意



- 1、只有授权的技术人员方可拆解产品，不建议用户自行拆解本产品。
- 2、充电时请不要将产品与易燃物品放在一起，以免在极偶然情况下引发火灾。
- 3、塑料袋有危险，请将塑料袋远离婴儿和儿童放置，以免造成窒息危险。
- 4、请将设备及所有配件放在儿童和宠物接触不到的地方。误吞产品或其配件可能导致窒息及其他危险。
- 5、驾驶、骑行等需要集中注意力的情况下，请不要使用耳机，避免发生危险。驾车时使用耳机请遵守当地法律规定。
- 6、请避免靠近儿童或动物的眼睛使用设备指示灯。
- 7、产品长时间不使用，应充满电后存放。充电完成后，请将充电线拔出，避免发生意外。

警告

- 1、长时间以高音量使用耳机可能会损害您的听力。建议只使用适当音量收听通话和音乐。
- 2、请不要冲洗或将产品浸入水中，以免造成损坏。
- 3、请不要自行拆卸产品及配件，以免导致损坏及保修失效。
- 4、请勿使产品受到强烈冲击或震动以免损坏。
- 5、请勿使用化学溶剂或清洗剂清洗产品。

产品组成

包装内容物

 A line drawing of a white, rounded rectangular charging case with a black "Lenovo" logo and a stylized "S" emblem in the center. It has two earbuds visible on the sides.	充电仓 (数量x1)
 A line drawing of two white earbuds, each with a vertical stem and a circular ear tip.	耳机 (数量x2)
 A line drawing of a stack of white papers representing the user manual, with the top page showing an illustration of the earbuds and charging case.	使用说明书 (数量x1)

产品介绍

产品参数

产品名称	联想真无线立体声蓝牙耳机
产品型号	TG132
蓝牙版本	BT V5.3
充电盒额定输入	5.0V0.4A
充电盒额定容量	300mAh
耳机额定输入	5.0V0.1A
耳机额定容量	30mAh
执行标准	GB 4943.1-2022
包装尺寸	120 X 88 X 35 mm
制造商	联想(北京)有限公司
制造商地址	北京市海淀区 上地西路6号2幢2层201-H2-6

蓝牙连接操作

1. 请将耳机与手机（或其他的蓝牙设备）放置的距离在1米的范围内，越近越好；
2. 开仓/耳机开机进入配对状态，等待连接；
3. 开启用户的手机蓝牙（或其他蓝牙设备），并进行搜索或扫描，此时手机会搜索到附近所有的蓝牙设备，点选搜索到的耳机名称：“Lenovo TG132”，成功配对连接后，耳机指示灯的蓝灯长亮2秒后，灯光关闭，表示配对连接成功。此时可以进行手机通话或听歌等音频操作。

设置和使用

按键功能操作

开机：

打开充电仓，耳机开机；

关机：

耳机入仓合盖关机；耳机无连接状态下3分钟自动关机。

配对模式：

从充电盒取出自动开机，回连搜索不成功5秒后进入配对，在手机设置-蓝牙里进入配对模式。

接听/挂断：

单击实现来电接听，长按2秒挂断；

上一曲：

双击左耳；

下一曲：

双击右耳；

播放：

单击左/右耳；

暂停：

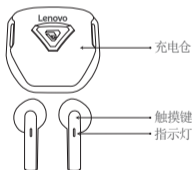
单击左/右耳；

语音助手：

左耳或右耳长按3秒听到tone音释放；

切换模式（音乐/游戏模式）：

三击左耳/右耳；



设置和使用

LED指示状态

1. 配对状态：
 蓝灯快闪；
2. 已连接状态：
 蓝灯长亮约2秒后，无灯显示；
3. 音乐/通话状态：
 无灯显示；
4. 充电状态：
 - ①. 充电仓两侧及中间红灯同频闪烁；
 - ②. 耳机红灯长亮；
5. 充电完成：
 - ①. 充电仓两侧及中间蓝灯长亮；
 - ②. 耳机无灯显示；
6. 低电状态：
 - ①. 关闭充电仓，充电仓中间及两侧红灯呼吸闪烁7次，随后所有灯光关闭；
 - ②. 打开充电仓，充电仓中间及两侧红灯呼吸闪烁7次，随后所有灯光关闭；
 - ③. 耳机红灯闪烁，然后会有语音提示电池电量低；

TWS耳机配对

*如长时间无法配对成功，请放回左右耳机到充电仓后再拿起。

*如主副耳连接后一边无声，放回左右耳机到充电仓后再重新拿起，双耳连接后会自动回连手机。

*以上操作需先断开双耳和所有设备连接；

注意事项

注意声明

1. 在操作过程中,如手指头太干燥,有可能会造成触摸不灵敏,可多触摸两下即可。
2. 请在安全的环境下充电。注意充电器电压是否符合该耳机要求,充电时当充电指示灯熄灭后请尽快将蓝牙耳机与充电线分开,以免在长时间插着充电对耳机造成损伤。
3. 请注意适当调节音量大小,以免过大的音量对您的听觉造成影响。
4. 尽量避免长时间听耳机,以免对您的听觉造成影响。
5. 当长时间不使用本耳机时,应将其充饱电包装好储存于阴凉干燥处,且定期取出开关机,如无法开机或电量显示低电时及时充电。
6. 避免存放在高温、高湿、腐蚀性气体的环境中。
7. 应避免在有信号干扰源的环境下使用,以免影响蓝牙使用的效果。
8. 灯光闪烁的耳机重新放回充电仓,但不能正常充电时,擦拭耳机触点与充电铜针,使耳机与充电仓铜针正常贴合(灯光常亮)
9. 因为充电触点直接暴露在外,并与用户耳朵直接接触,当用户运动出汗时,这些触点有可能会发生漏电现象。
10. 最轻微的安全隐患——过敏。现在无线耳机的续航时间越来越长,小巧。功能强大,不少用户都会长时间佩戴无线耳机。然而长时间的佩戴会滋生细菌,且加速金属的磨损造成肌肤的过敏。
11. 耳机连续收听时间最好不超过半小时,每半小时至一个小时,最好把耳机脱下来休息一下,而且全天的使用时间不应超过三个小时。
12. 尽管现在一些 TWS 耳机宣传自身产品防水等功效,但是长期和汗液接触也会加快产品的磨损,增加过敏和漏电的风险。

保修和服务

保修声明:

如产品自您购买日起在保修期内,在正常使用情况下经我们确认因质量瑕疵发生故障和损坏,我们将视情况为您免费修理、更换或退货。除非相关法律另有规定,否则用于更换的产品或部件可能不是新的,但将具有良好的性能,并至少在功能上与原产品或部件等同。保修期自产品首次购买日起算,以发票日期为准。如无有效发票,则保修期自产品出厂日加三十(30)天起算。发票日期晚于产品实际交付日的,保修期自实际交付日起算。保修期起算日最迟不应晚于产品出厂日后第六十(60)天。修理或更换后的产品在剩余保修期内继续享有保修,但最短不少于三十(30)天。如申请保修,请联系产品销售商或致电联想服务热线,并按我们指示的方式执行。申请保修时,您需提供准确、完整和清晰填写的有效销售发票。

上述保证不适用于因下列原因导致的故障或损坏:(a) 误用、滥用或不适当的运输、维护或保管,例如但不限于在不适当的温度、湿度或其他不当环境条件下使用 ;(b) 不可抗力或意外事件、网络或电力中新等非我们可合理控制的事由;(c) 非联想授权人员擅自修理或拆改;(d)任何第三方产品或服务;(e) 将产品用于非指定或预期目的;(f)以其他违反产品使用说明的方式使用。产品使用过程中发生的正常损耗或老化,划痕、擦伤以及因使用涂料、溶剂或其他化学物质导致的问题不属于保证范围。如产品原有识别标签被更改或损毁,本保证将失效。产品及随附物料的完好和齐备不属保证范围,您应在接收产品时当场检验并对任何不符提出异议。

以上是我们就产品作出的全部保证,且仅在中国大陆司法管辖区内适用。本保证授予您特定的法律权利,根据法律您可能还享有其他权利,本文件的任何内容均不影响您根据法律规定不能排除或限制的消费者权利。

保修和服务

产品保修信息:

产品名称	保修范围	保修期 (月)	保修服务类型	备注
真无线立体声蓝牙耳机TG132	整机	12	客户送修或寄修	

注释和说明:

- (1)此表不是对产品规格和配置的描述,产品规格和配置以产品实际为准。
- (2)您退返产品时应妥善包装,并配合物流商查验。建议使用产品原始包装。如退返产品非属保修范围,我们将与您联系按您确认的方式处理。请务必确保联络信息准确及通讯畅通。如因您的原因导致修理或更换的产品超过二(2)个月未能交还给您的,视为您同意由我们按合适的方式处置。

免责声明

下列情形之一导致消费者在使用期间因本产品发生意外,本公司不承担责任。

- 一、故障后在非指定售后进行维修或自行拆解维修;
- 二、正规充电头进行充电;
- 三、充电时充电器的输出电压和电流超过5V/2A;
- 四、使用化学溶剂或清洗剂清洗产品。

以上条款最终解释权归本公司所有。

保修卡

在购买产品时，请完整清楚地填写下列信息，并加盖销售商印章，以保障您的合法权益。

用户信息	用户姓名		电子邮件	
	通信地址			
	联系电话		邮政编码	
	产品名称		产品条码/	
产品信息	产品型号		编号/批号	
	名	称		
销售商 信息	地	址		
	联系电话		邮政编码	
	销售日期		发票号码	
备注	注：(1)此表应由销售商盖章确认 (2) 对于可适用相关“三包”规定的产品，本保修卡等同于“三包凭证”；(3) 维修记录以授权服务机构维修凭证为准,申请服务后,请妥善保管。			



保修联系方式：
服务热线：400-619-2076



产品中有害物质的名称及含量

为满足《电器电子产品有害物质限制使用管理办法》(中华人民共和国工业和信息化部第32号令)的相关规定和要求,本产品中有害物质,按部件分类,声明如下:

产品中有害物质的名称及含量

部件名称	有害物质					
	铅 (Pb)	汞 (Hg)	镉 (Cd)	六价铬 (Cr(VI))	多溴联苯 (PBB)	多溴二苯醚 (PBDE)
印刷电路组件	X	○	○	○	○	○
外壳等小结构件	○	○	○	○	○	○
附件	○	○	○	○	○	○

本表格依据SJ/T 11364的规定编制。

○: 表示该有害物质在该部件所有均质材料中的含量均在GB/T26572规定的限量要求以下。

×: 表示该有害物质至少在该部件的某一均质材料中的含量超出GB/T26572规定的限量要求。

本产品所含有的有害物质都是由于现阶段技术限制而找不到可供替代的物质导致的符合中国《电器电子产品有害物质限制使用管理办法》的要求,且属于欧盟RoHS豁免范围内,在设计产品时已经做了特别考虑确保外观部件采用无毒无害的环保材料制造,消费者在正常使用情况下不会接触到有害物质,不会对人体造成伤害。



在中华人民共和国境内销售的电器电子产品上将印有“环保使用期”(EPuP)符号,圆圈中的数字代表产品的正常环保使用年限。

法律通告

1. 在安装和使用产品前，请仔细阅读本文件特别是相关的安全提示。请妥为保管本文件以备日后参阅。
2. 本文件图示及功能描述仅为说明目的提供，仅供参考，产品均以实物为准。本文件提及的某些部件、功能和特征仅用于说明目的，可能仅适用于某些特定型号的产品。除非另有明确指明，否则本文件的任何内容都不是对产品具体规格和配置的描述。如需了解产品规格和配置，请查阅本产品的相关规格文件或向产品销售商咨询。产品、应用及内容会不时更新，此时其实际状况可能与本文件有差异。
3. 标称存储容量仅代表规格，用户实际可用容量低于标称值。提及的技术性能指标基于特定环境测得，在其他运行环境中获得的指标数据，可能会因设置和环境有差异。
4. 某些产品(具体根据产品描述)实现全部功能需网络支持，并可能需配合手机等智能设备使用。所提及的软件及互联网服务根据相关许可和/或服务协议使用。使用网络功能可能消耗数据流量并发生服务费，由您的网络服务商根据其标准收取。
5. 产品某些其干网络的功能可能由第三方网络服务支持，此举第三方服务包括其内容非由联想提供，保证和支持，并可能随时终止或变更。使用第三方服务受第三方服务条款及隐私权政策的约束，此类条款可能与联想的规定不同，使用相关功能和服务前，请仔细阅读该第三方条款。第三方服务及其内容不受联想控制，联想对其不承担任何责任。
6. 如您在其它产品上使用随本产品提供的软件、外设或选件，或在本产品上使用非本产品规格文件推荐或允许的软件、外设或选件，您应自行对其兼容性、可靠性和合法性负责。
7. 本文件的任何内容均不构成对联想产品保修政策的修改。
8. 本产品并非为器官移植或其他生命支持系统应用而设计在此类应用中一旦产品发生故障可能导致人身伤亡。
9. 本文件中属于许可方的部分(如有)根据授权使用。未经联想事先书面授权，任何人士不得以任何方式对本文件的全部或任何部分进行复制、抄录、删减或将其编译为机读格式，或以任何形式在可检索系统中存储、在有线或无线网络中传输，或以任何形式翻译为任何文字。

注：图片仅供参考，产品以实物为准

“联想”、“Lenovo”文字及徽标是联想集团所属企业的商标或注册商标。提及的其他公司、产品或服务名称可能是各自权利人的商标或注册商标。© 2023联想集团所属企业，保留所有权利。

Lenovo True Wireless Stereo Earphones
NovoPods TG132
Lenovo True Wireless Stereo Bluetooth
Earphones NovoPods TG132



Exclusive service
Exclusive rights and interests

Scan it

Enjoy services
Receive benefits
Worry free shopping

Lenovo

目录

Safety information	2
Product composition/packaging contents	3
Product introduction	4
Setup and use	5
Precautions	7
Warranty and Service	8
Disclaimer	9
Warranty Card	10
Hazardous substance declaration	11
Legal Notice	12

Safety information

Please read the safety instructions and follow all normal safety precautions before using this product. Any operation inconsistent with this instruction manual may result in damage to this product.

Attention


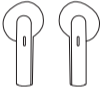

1. Only authorized technicians can disassemble the product, it is not recommended that users disassemble the product themselves.
2. Please do not put the product together with flammable materials when charging, so as not to cause a fire in the very occasional case.
3. Plastic bags are dangerous, please keep plastic bags away from babies and children, so as not to cause choking hazards.
4. Keep equipment and all accessories out of reach of children and pets. Ingestion of the product or its accessories may result in choking and other hazards.
5. Driving, riding and other situations that require concentration, please do not use headphones to avoid danger. Please comply with local laws and regulations when using headphones while driving.
6. Avoid using the indicator light near the eyes of children or animals.
7. The product is not used for a long time, should be fully charged after storage. After charging, please pull out the charging cable to avoid accidents.

Warnings

1. Using headphones at high volume for long periods of time may damage your hearing. It is recommended to use them only appropriately. Listen to calls and music at volume.
2. Please do not rinse or submerge the product in water to avoid damage.
3. Please do not disassemble the product and accessories, so as not to cause damage and warranty invalidation.
4. Do not make the product subject to strong impact or vibration to avoid damage.
5. Do not use chemical solvents or cleaning agents to clean the product.

Product composition

Packaging contents

 A line drawing of a white, U-shaped charging bay. The word "Lenovo" is printed in black at the top center. In the center of the bay is a stylized logo consisting of a triangle with a horizontal line through it, resembling a power button or a specific device icon.	Charging bay (quantity x1)
 A line drawing of two white over-ear headphones. Each earcup is circular with a small vertical slot in the center. The headband is a simple vertical bar connecting the two earcups.	Headphones (quantity x2)
 A line drawing of a stack of three white pages representing an instruction manual. The top page features a small illustration of the charging bay and headphones. There is some illegible text at the top and bottom of the page.	Instruction manual (quantity x1)

Product introduction

Product Parameters

Product name	Lenovo True Wireless Stereo Bluetooth Headset
Product Model	TG132
Chip version	BT V5.3
Rated input of charging box	5.0V0.4A
Rated capacity of charging box	300mAh
Earphone rated input	5.0V0.1A
Rated headphone capacity	30mAh
Executive standard	GB 4943.1-2022
Package size	120 X 88 X 35 mm
manufacturer	Lenovo (Beijing) Co.LTD
Manufacturer's address	201-H2-6, Floor 2, Building 2, No.6 Sangdi West Road, Haidian District, Beijing

connection operation

1. Please place the headset and mobile phone (or other Bluetooth device) within 1 meter, the closer the better;
2. Open the warehouse/turn on the headset to enter the pairing state and wait for the connection;
3. Turn on the user's mobile phone Bluetooth and search or scan, at this time, the phone will search for all nearby Bluetooth devices tap the headset name found: "Lenovo TG132", after the successful pairing and connection, the blue light of the headset indicator will be on for 2 seconds, and the light will turn off, indicating that the pairing and connection are successful. At this time, you can perform audio operations such as phone calls or listening to music.

Setup and use

Key function operation

Power on:Open the charging compartment and turn on the headset;

Power off:Earphones into the bin closed cover shut off; The headset will automatically shutdown after 3 minutes without connection.

Pairing mode:Take it out of the charging box and turn it on automatically. After 5 seconds of unsuccessful connection search, enter the pairing mode and enter the pairing mode in the phone's Settings - Bluetooth.

Answer/hang up:Click to accept the call and hold down for 2 seconds to hang up;

Previous song:Double click on left ear;

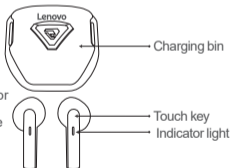
Next:Double click on the right ear;

Play:Click left/right ear;

Pause:Click left/right ear;

Voice assistant:Long press the left or right ear for 3 seconds to hear the tone sound release;

To switch modes(music/game mode):Three strikes left/right ear;



Setup and use

LED indication status

1. Pairing status:

Blue light flash fast;

2. Connected status:

After the blue light is on for about 2 seconds, no light will be displayed;

3. Music/call status: No light display;

4. Charging status:

①. Charging warehouse on both sides and the middle of the red light flashing at the same frequency;

②. Headphone red light long light;

5. Charging completion:

①. Charging warehouse on both sides and the middle of the blue light long bright;

②. Headset without light display;

6. Low power state:

①. Close the charging bin, the red light in the middle and both sides of the charging bin breathes for 7 times, and then all lights are turned off;

②. Open the charging bin, and the red light breathing in the middle and both sides of the charging bin flashes 7 times and then all the lights are turned off. There are lights off;

③. The headphone red light flashes, and then there will be a voice warning that the battery is low;

TWS headphones pair

* If you cannot pair for a long time, please put the left and right earphones back into the charging bay before picking them up. * If there is no sound on one side after the primary and secondary ears are connected, put the left and right earphones back into the charging bay and pick them up again. After the two ears are connected, the phone will be automatically connected back.

The above operations need to disconnect both ears from all devices;

Matters needing attention

Note the statement

1. During operation, if the finger is too dry, it may cause insensitive touch, you can touch it twice more.
2. Please charge in a safe environment. Pay attention to whether the charger voltage meets the requirements of the headset. When charging, please separate the Bluetooth headset from the charging cable as soon as possible after the charging indicator is turned off, so as to avoid damage to the headset after plugging in and charging for a long time.
3. Please pay attention to adjust the volume appropriately, so as not to affect your hearing due to excessive volume.
4. Try to avoid listening to headphones for a long time, so as not to affect your hearing.
5. When you do not use the headset for a long time, it should be fully charged, packed and stored in a cool and dry place, and regularly take out the switch, such as unable to turn on or low power display timely charge.
6. avoid storage in high temperature, high humidity, corrosive gas environment.
7. should avoid use in the environment with signal interference source, so as not to affect the effect of Bluetooth use Result.
8. Wipe the ear when the headphones with flashing lights are put back into the charging bin, but cannot be charged properly The contact of the machine and the charging copper needle, so that the earphone and the charging copper needle normally fit (the light is on).
9. Because the charging contact is directly exposed and in direct contact with the user's ear, when the user exercises and sweats, these contacts may leak electricity.
10. The slightest safety hazard -- allergies. Wireless headphones are getting longer and smaller. Powerful, many users wear wireless headphones for a long time. However, long-term wearing will breed bacteria, and accelerate metal wear resulting in skin allergies.
11. It is best to listen to the headphones continuously for no more than half an hour, every half an hour to an hour, it is best to take off the headphones for a rest, and the use time should not exceed three hours throughout the day.
12. Although some TWS headphones now advertise their waterproof and other benefits long-term contact with sweat will also speed up the wear and tear of the product, increasing the risk of allergies and leakage.

Warranty and service

Warranty Statement:

if the product within the warranty period from the date of purchase, under normal use we confirm the failure and damage due to quality defects, we will repair, replace or return it for you free of charge according to the circumstances. Unless otherwise specified by applicable law, the product or part used for replacement may not be new, but will have good performance and be at least functionally equivalent to the original product or part. The warranty period starts from the date of the product's first purchase and is based on the invoice date. If there is no valid invoice, the warranty period starts from the date the product was shipped plus thirty (30) days. If the invoice date is later than the actual delivery date of the product, the warranty period will run from the actual delivery date. The warranty period shall commence no later than the sixtieth (60) day after the date of manufacture of the product. Repaired or replaced products continue to be covered for the remainder of the warranty period, but for a minimum of not less than thirty (30) days. To apply for a warranty, please contact the product seller or call the Lenovo Service Hotline and follow our instructions. When applying for warranty, you need to provide a valid sales invoice that is accurate, complete and clearly filled out.

The above warranties do not apply to failure or damage caused by: (a) misuse, abuse or improper transportation, maintenance, or storage, such as, but not limited to, use at inappropriate temperature, humidity, or other improper environmental conditions; (b) Force majeure or accidents, changes in the network or power, etc. which are beyond our reasonable control; (c) Unauthorized repair or demolition by personnel not authorized by Lenovo; (d) any third party product or service; (e) use the Product for a purpose other than the specified or intended purpose; and (f) otherwise use the product in a manner that violates the instructions for use of the product. Normal wear and tear or aging that occurs during use of the product, scratches, abrasions, and other problems resulting from the use of paints, solvents, or other chemicals are not covered by the warranty. This warranty is void if the original identification label of the product is altered or damaged. The condition and completeness of the product and accompanying materials are not covered by this warranty, and you should inspect the product on the spot upon receipt of the product and object to any discrepancies.

This warranty grants you specific legal rights, and you may have other rights under the law, and nothing in this document affects your consumer rights that cannot be excluded or limited under the law.

Warranty and service

Product Warranty information:

Product name	Warranty coverage	Warranty period(months)	Type of warranty service	备注
True wireless stereo headset TG132	The Complete Machine	12	Customer send for repair or send for repair	

Notes and instructions:

(1) This table is not a description of product specifications and configurations, product specifications and configurations are subject to the actual product.

(2) When you return the product, you should pack it properly and cooperate with the logistics provider for inspection. It is recommended to use the original packaging of the product. If the returned product is not covered by the warranty, we will contact you to deal with it in the manner you confirm. Please ensure that the contact information is accurate and communication is smooth. If the repaired or replaced product is not returned to you for more than two (2) months due to your fault, you shall be deemed to have consented to be disposed of by us in an appropriate manner.

Disclaimer

Our company is not responsible for any accidents that may occur to consumers during the use of this product due to one of the following circumstances.

1. After a malfunction, repair it outside of designated after-sales service or disassemble and repair it on your own;
2. Regular charging head for charging;
3. When charging, the output voltage and current of the charger exceed 5V/2A;
4. Use chemical solvents or cleaning agents to clean the product.

The final interpretation rights of the above terms belong to our company.

Warranty card

When purchasing the product, please fill in the following information completely and clearly, and stamp the seller's seal to protect your legitimate rights and interests.

User information	User name		Email	
	Correspondence address			
	Contact number		Zip code	
	product name		Product barcode/	
Product Information	Model		Number/Batch Number	
	name			
Seller Information	address			
	Telephone		Postal Code	
	sale date		Invoice number	
notes	Note: (1) This form should be stamped and confirmed by the seller. (2) For products that are eligible for the relevant "three guarantees" regulations, this warranty card is equivalent to the "three guarantees certificate"; (3) The repair records are based on the authorized service organization's repair certificate. After applying for service, please keep them properly.			



Warranty contact information:
Service hotline: 400-619-2076



Name and content of harmful substances in the product

In order to meet the relevant regulations and requirements of the "Management Method for Restricting the Use of Hazardous Substances in Electrical and Electronic Products" (Order No. 32 of the Ministry of Industry and Information Technology of the People's Republic of China), the hazardous substances in this product are classified by component and declared as follows:

Name and content of harmful substances in the product

Component Name	Hazardous substances					
	(Pb)	(Hg)	(Cd)	(Cr(VI))	(PBB)	(PBDE)
printed circuit assembly	X	O	O	O	O	O
Small structural components such as shells	O	O	O	O	O	O
annex	O	O	O	O	O	O

This table is prepared in accordance with the provisions of SJ/T 11364.
O: Indicates that the content of the hazardous substance in all homogeneous materials of the component is below the limit requirements specified in GB/T26572.
x: Indicates that the content of the hazardous substance in at least one homogeneous material of the component exceeds the limit requirements specified in GB/T26572.

The harmful substances contained in this product are all caused by current technological limitations and the inability to find alternative substances, which comply with the requirements of China's "Regulations on the Restriction of the Use of Hazardous Substances in Electrical and Electronic Products" and fall within the scope of EU RoHS exemption. Special consideration has been taken in the design of the product to ensure that the appearance components are made of non-toxic and environmentally friendly materials, so that consumers will not come into contact with harmful substances under normal use. It will not cause harm to the human body.



Electrical and electronic products sold within the territory of the People's Republic of China will be printed with the symbol "Environmental Protection Period of Use" (EPPU), and the number in the circle represents the normal environmental protection service life of the product.

legal notice

1. Before installing and using the product, please carefully read this document, especially the relevant safety tips. Please keep this document safe for future reference.
2. The illustrations and functional descriptions in this document are for illustrative purposes only and are for reference only. The products are subject to the actual product. Some components, functions, and features mentioned in this document are for illustrative purposes only and may only be applicable to certain specific models of products. Unless otherwise specified, nothing in this document is a description of specific product specifications and configurations. If you need to know the product specifications and configurations, please refer to the relevant specification documents of this product or consult the product seller. Products, applications, and content may be updated from time to time, and their actual condition may differ from this document.
3. The nominal storage capacity only represents the specifications, and the actual available capacity of the user is lower than the nominal value. The technical performance indicators mentioned are based on specific environmental measurements, and the indicator data obtained in other operating environments may vary due to settings and environments.
4. Some products (depending on the product description) require network support to achieve full functionality and may need to be used in conjunction with smart devices such as smartphones. The software and internet services mentioned are used in accordance with relevant licenses and/or service agreements. Using network functions may consume data traffic and incur service fees, which will be charged by your network service provider according to their standards.
5. Some of the network functions of the product may be supported by third-party network services, including content that is not provided by Lenovo, guaranteed and supported, and may be terminated or changed at any time. The use of third-party services is subject to third-party service terms and privacy policies, which may differ from Lenovo's regulations. Before using related features and services, please carefully read these third-party terms. Third party services and their content are not under Lenovo's control, and Lenovo assumes no responsibility for them.
6. If you use the software, peripherals, or options provided with this product on other products, or use software, peripherals, or options that are not recommended or allowed by the product specification documents on this product, you shall be responsible for their compatibility, reliability, and legality on your own.
7. Nothing in this document constitutes a modification to Lenovo's product warranty policy.
8. This product is not designed for organ transplantation or other life support system applications. In such applications, failure of the product may result in personal injury or death.
9. The parts (if any) belonging to the licensor in this document are authorized for use. Without prior written authorization from Lenovo, no person may copy, transcribe, delete, or compile all or any part of this document into machine readable format in any way, or store it in a retrievable system in any form, transmit it over wired or wireless networks, or translate it into any text in any form.

Note: The pictures are for reference only, and the product is subject to the actual product

Note: The pictures are for reference only, and the product is subject to the actual product. The words "Lenovo" and "Lenovo" and their logos are trademarks or registered trademarks of companies affiliated with Lenovo Group. The other company, product, or service names mentioned may be trademarks or registered trademarks of their respective rights holders. 2023 Lenovo Group, all rights reserved.
