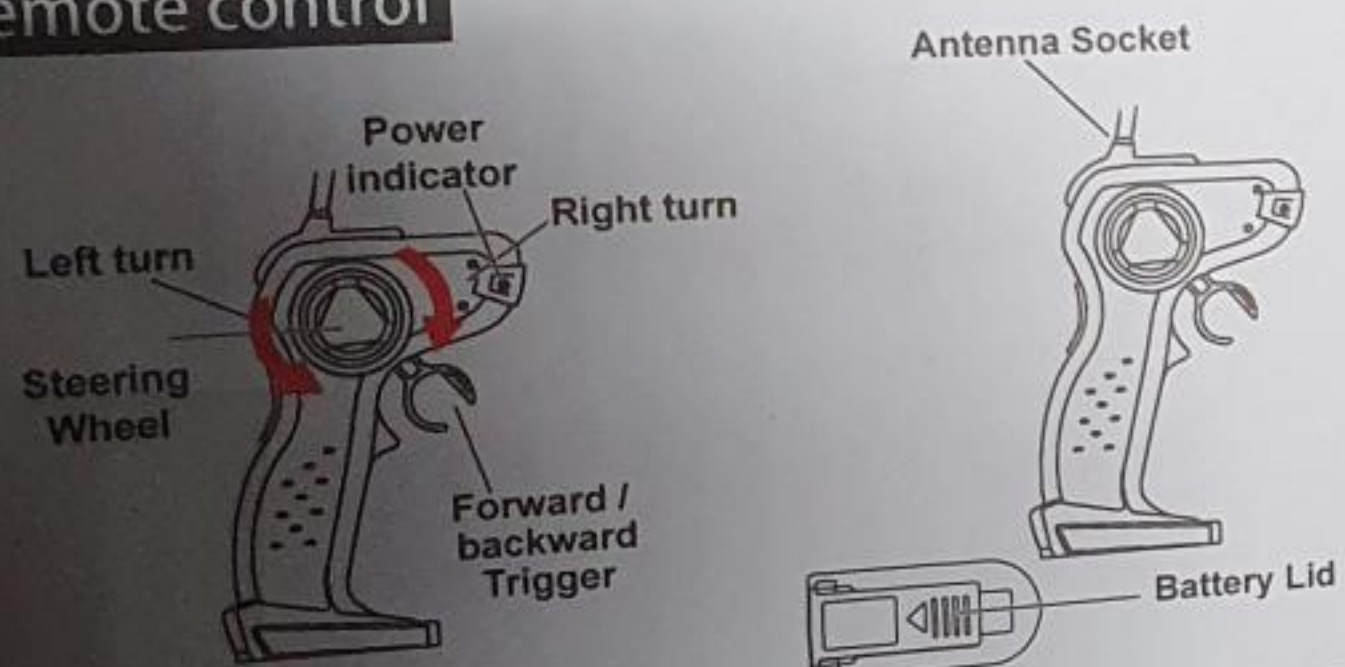


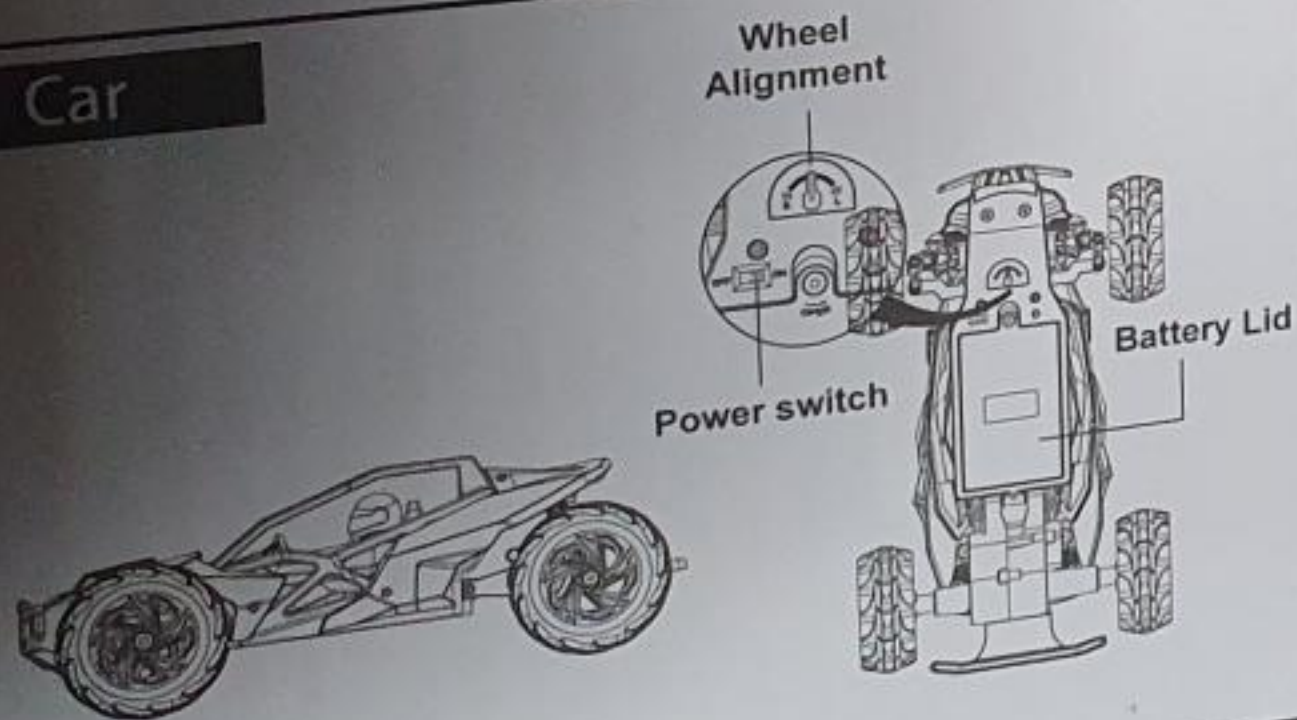
# SPEED BUGGY KX7

**FUNCTION: FORWARD, BACKWARD,  
TURN LEFT, TURN RIGHT,  
SPEED UP, BRAKE, SIMULATIONAL WHEEL  
FULL-PROPORTIONAL DRIVE**

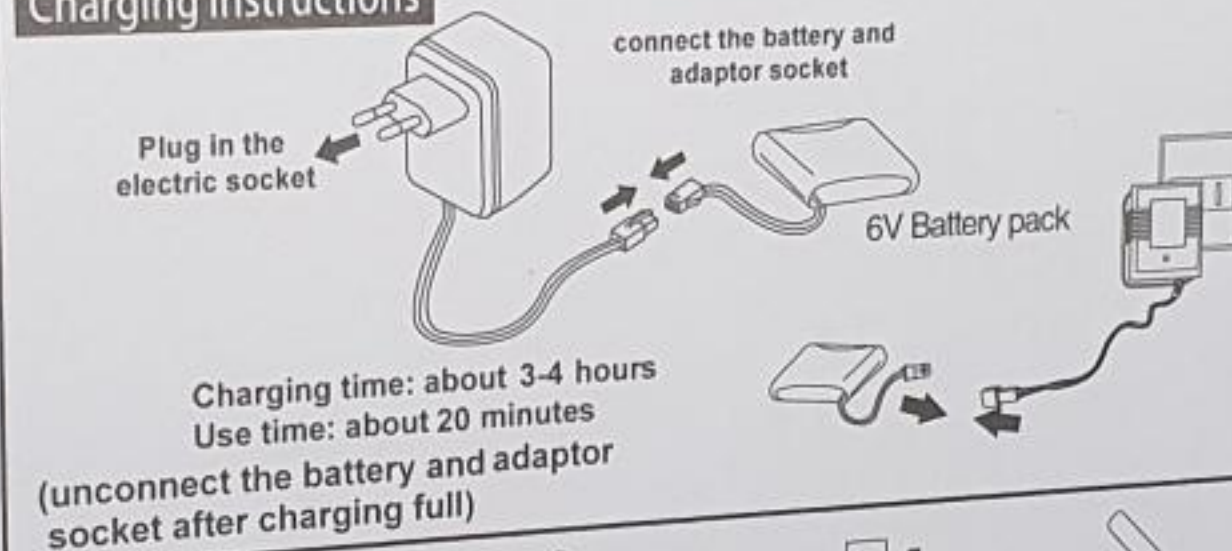
## Remote control



## Car

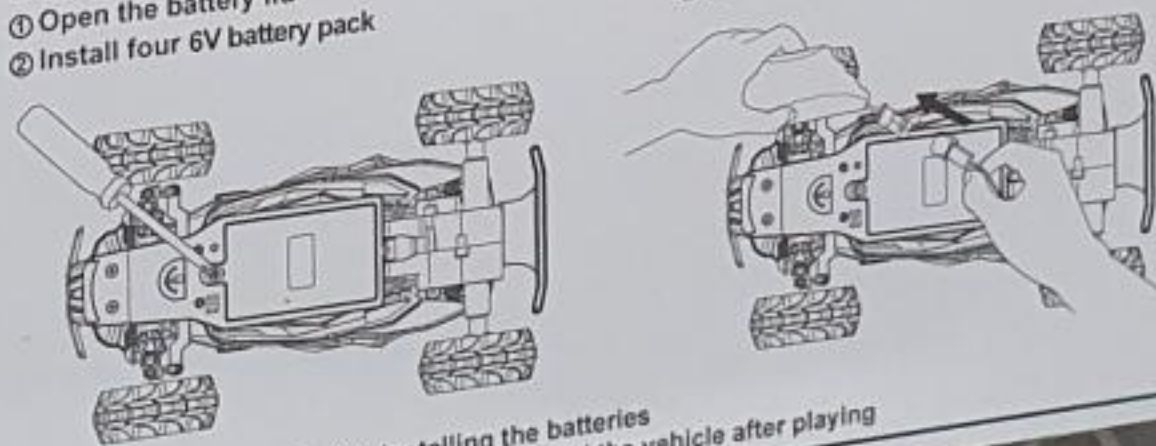


## Charging instructions



## Battery installation

- **TRANSMITTER:**
  - ① Open the battery lid
  - ② Install a 9V battery
- **VEHICLE:**
  - When using the disposable alkaline batteries
    - ① Open the battery lid
    - ② Install four 6V battery pack
  - When using the rechargeable battery pack
    - ① Open the battery lid
    - ② Connect the battery and vehicle socket



Replace the battery lid after installing the batteries  
Remove all batteries from the transmitter and the vehicle after playing

Non-rechargeable batteries are not to be recharged  
Different types of batteries or new and used batteries are not to be mixed  
Batteries are to be inserted with the correct polarity  
Remove the exhausted batteries from to toy  
Don't short-circuited the supply terminals  
Rechargeable batteries are to be removed from the toy before being charged  
Rechargeable batteries are only to be charged under adult supervision  
The packaging has to be kept since it contains important information.

SPECIFICATIONS COLOURS AND CONTENTS MAY VARY FROM ILLUSTRATIONS

**WARNING:**  
CHOKING HAZARD - Small parts.  
Not for children under 3 yrs.

تحذير: خطر الاختناق - أجزاء صغيرة.  
لا ينصح للأطفال دون سن 3 سنوات.  
Tested according to international standards

**PRECAUCIONES:**  
PELIGRO DE AHOGARSE. Contiene partes pequeñas, No recomendado para niños menores de 3 años

تحذير: خطر الاختناق - أجزاء صغيرة.  
لا ينصح للأطفال دون سن 3 سنوات.  
تم اختبار المنتج وفقاً للمعايير الدولية.



**8+ AGES**