



20+4 PIN (x1) PB 4 + 4 PIN (x1) PCI-E 6+2 PIN (x2) SATA (x4) IDE (x2)



20+4 Pin 520mm ±20%



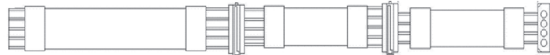
CPU 4+4 Pin 620mm ±20%



PCI-E 6+2 Pin 520mm ±20%



Large 4 Pin+SATA+SATA 420mm ±20%



SATA+SATA+Large 4 Pin 420mm ±20%

GP SERIES

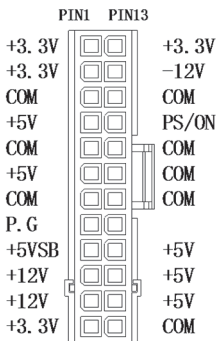


INSTALLATION GUIDE

Features

1. 80 PLUS Identification - 80 PLUS Bronze
2. Patented Nano Fan with No Noise and Long Service Time
3. Lengthened and Softened Cable
4. Unique SMT Temperature Control
5. 6+2 Pin Middle & High End Graphics Port Device
6. Supporting 115V-264V

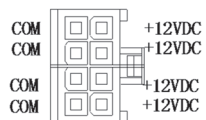
→ Installation Steps



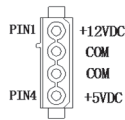
Main Power Connector



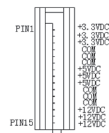
Floppy Drive Connector



(4+4)P+12V Connector



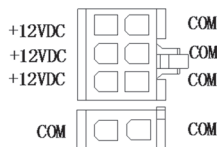
Peripheral Connector



SATA Connector



PCI-E 6 Connector



PCI-E Output Connector
+12V Connector

