



SWC-342 SMARTWATCH

www.denver.eu

ENGLISH



www.facebook.com/denver.eu



FR

Cet appareil et
ses accessoires
sont recyclables

À DÉPOSER
EN MAGASIN



OU

À DÉPOSER
EN DÉCHÈTERIE



Points de collecte sur www.quefairedemesdechets.fr
Privilégiez la réparation ou le don de votre appareil !

Safety information

Please read the safety instructions carefully before using the product for the first time and keep the instructions for future reference.

1. This product is not a toy. Keep it out of reach of children.
2. Warning: This product includes lithium polymer battery.
3. Keep product out of the reach of children and pets to avoid chewing and swallowing.
4. Product operating and storage temperature is from 0 degree Celsius to 40 degrees Celsius. Under and over this temperature might affect the function.
5. Never open the product. Repairs or service should only be performed by qualified personnel.

6. Please remove the Smart watch in case of any leakage or excessive heat from the product to avoid burns or rash.
7. Only charge with the supplied USB cable.
8. Using other accessories than the ones delivered with the product can cause abnormal functionality.
9. Bluetooth wireless technology operates within a range of about 10 m (30 feet). The maximum communication distance may vary depending on the presence of obstacles (people, metal objects, walls, etc.) or the electromagnetic environment.
10. Microwaves emitting from a Bluetooth device may affect the operation of electronic medical devices.

Denver A/S reserve the rights for print errors

Denver A/S cannot be held responsible for any technical or typographical errors and reserves the right to make changes to the product and manuals without prior notice. If you detect any inaccuracies or omissions, please inform us at the address on the back cover.

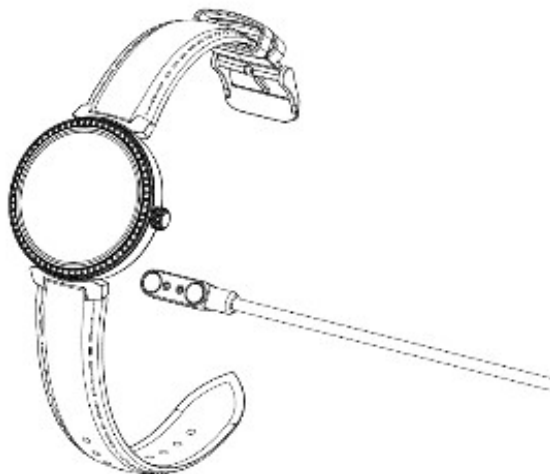
Intended Use

This smart watch is intended for monitoring fitness-related metrics such as heart rate, blood oxygen, distance walked or run, calorie consumption and quality of sleep. Data measured should not be used for any medical, ambulatory, or dietary reference.

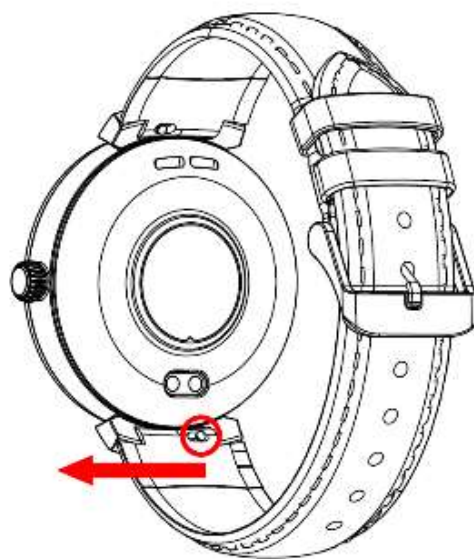
1. Charging Your Smartwatch

Make sure the charging pins on the charging cable fit correctly onto the charging contacts at the back of your

Smartwatch, then connect the other end to a power source. Make sure to fully charge the watch before first use.



2. How to change the wristband



Slide the pin carefully to release the wristband. Slide the pin again when attaching the wristband back to the watch, make sure the pin is back into place before using.

3. Download App

Search for the “Denver Smart Life Plus” App in the Apple Store or Google Play or scan the following QR code to install.



4. Paring

- 1) Open the “Denver Smart Life Plus” app and set your profile. Then tap “Connect Smartwatch” in settings and choose your smartwatch to connect.
- 2) To disconnect your smartwatch, please go to the app settings and tap “Disconnect Smartwatch”. For iPhone, you also need to go to “Bluetooth” in your iPhone Settings to “Forget This Device”.

5. Watch Feature

There are 10 different clock faces for you to choose.



Dial: After pairing the phone with the watch's call

Bluetooth, click this icon to make call.




Records of call and answer received.



Connected the “Denver Smart Life Plus” then add contact information in your contacts, which will be displayed on the watch after saving.



Record calories and kilometers for the day.



Click this icon to measure your heart rate.



Click this icon to monitor your current Blood oxygen.



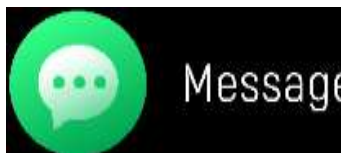
Click this icon to monitor your current stress level. It is based on heartrate monitored over time.




Click this icon to enter the multi-sport mode. 22 sports modes are available.



Sleep monitor, monitor your sleep between 9:00 p.m. and 9:00 am automatically.



Click this icon to check your notifications, and the messages will be automatically deleted after you read them.



The smart watch will display the weather when the connection with the app is established.



Take pictures on the phone remotely from your smart watch.



Breathing training is available, and the breathing training cycle ends after one minute.



Settings page includes screen off, power off, reset, languages, reset call, Audio setup, system, etc.

Warning!

- Lithium battery inside!
- Do not try to open the product!
- Do not expose to heat, water, moisture or direct sunlight!
- Only charge with the original charger supplied with this product!

Please notice - All products are subject to change without any notice. We take reservations for errors and omissions in the manual.

ALL RIGHTS RESERVED, COPYRIGHT
DENVER A/S



denver.eu



Electric and electronic equipment and included batteries contains materials, components and substances that can be hazardous to your health and the environment, if the waste material (discarded electric and electronic equipment and batteries) is not handled correctly.

Electric and electronic equipment and batteries is marked with the crossed out trash can symbol, seen above. This symbol signifies that electric and electronic equipment and batteries should not be disposed of with other household waste, but should be disposed of separately.

As the end user it is important that you submit your used batteries to the appropriate and designated facility. In this manner you make sure that the batteries are recycled in accordance with legislature and will not harm the environment.

All cities have established collection points, where electric and electronic equipment and batteries can either be submitted free of charge at recycling stations and other collection sites or be collected from the households. Additional information is available at the technical department of your city.

Hereby, Denver A/S declares that the radio equipment type SWC-342 is in compliance with Directive 2014/53/EU. The full text of the EU declaration of conformity is available at the following internet address: denver.eu and then click the search ICON on topline of website. Write model number: SWC-342. Now enter product page, and RED directive is found under downloads/other downloads. Operating Frequency Range: 2.402~2.480 GHz
Max Output Power: 1.25 dBm

DENVER A/S

Omega 5A, Soefte

DK-8382 Hinnerup

Denmark

www.facebook.com/denver.eu

Nordics

Headquarter

Denver A/S

Omega 5A, Soeften

DK-8382 Hinnerup

Denmark

Phone: +45 86 22 61 00

(Push "1" for support)

E-Mail

For technical questions, please write to:

support.hq@denver.eu

For all other questions please write

To: contact.hq@denver.eu

Germany

Denver Germany GmbH Service Max-

Emanuel-Str. 4

94036 Passau

Phone: +49 851 379 369 40

E-Mail

support.de@denver.eu

Fairfixx GmbH

Repair and service

Rudolf-Diesel-Str. 3 TOR 2

53859 Niederkassel

(for TV, E-Mobility/Hoverboards/
Balanceboards, Smartphones & Tablets)

Tel.: +49 851 379 369 69

E-Mail: denver@fairfixx.de

Benelux

DENVER BENELUX B.V.

Barwoutswaarder 13C+D

3449 HE Woerden

The Netherlands

Phone: **0900-3437623**

E-Mail: support.nl@denver.eu

Austria

Lurf Premium Service GmbH

Deutschstrasse 1

1230 Wien

Phone: **+43 1 904 3085**

E-Mail: denver@lurfservice.at

Spain/Portugal

DENVER SPAIN S.A

Ronda Augustes y Louis Lumiere, nº 23 –
nave 16

Parque Tecnológico

46980 PATERNA

Valencia (Spain)

Spain

Phone: **+34 960 046 883**

Mail: support.es@denver.eu

Portugal:

Phone: +35 1255 240 294

E-Mail: denver.service@satfiel.com



Denver A/S

Omega 5A, Soeften

DK-8382 Hinnerup

Denmark

Denver.eu

facebook.com/denver.eu