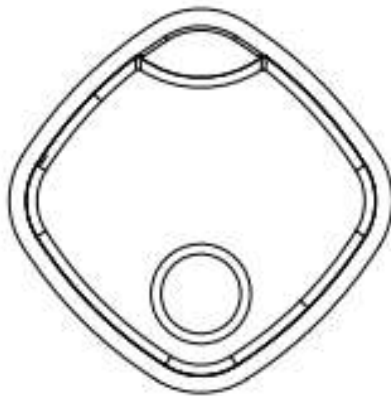


Tuya Smart Finder User Guide



APP Installation

Scan the QR code with your smartphone or tablet to download the Tuya app. Alternatively you can search "Tuya" or "Smart Life" on App Store or Google Play to get to the respective downloads.



Pairing

Before pairing, please turn on the BT of your smart phone.

1. Open the Tuya app, click "+" icon to add a new smart finder device.
2. Press and hold the button on smart finder for 3 seconds to activate it at the first time. Smart finder will beep twice when activated.
3. Select Smart Finder from the list, it will connect to your smart phone automatically.



4. You can name your smart finder, then click "✓" to save.

Ring Smart Finder

Click the bell icon in the app to ring smart finder which can be attached to your valuable items like keys, wallets, purses, luggage, cameras, bikes, tablets, backpacks, etc.




Ring Your Phone


Double-click the button on smart finder to ring your phone. This can help you find your phone in seconds, even if it's on silent mode.



Lost Location

In order to use this feature, you have to activate the GPS on your smartphone. If you lose your smart finder or the object equipped with it, the last lost location will be saved automatically. You can see this location by pressing  within the app.

Setting

In configure important settings for your smart finder, press  within the app.

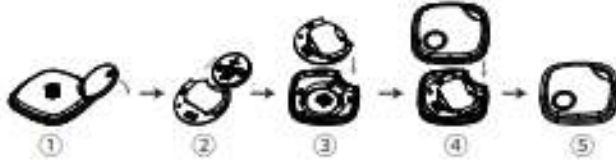


Disconnecting Notification

Toggle on the "Set Up Alerts", your phone will alarm when it is out of the BT range. This is to remind you don't leave your things behind. Toggle off to disable the anti-lost alarm function.

Battery Replacement

1. Open the outer shell with the opening tool provided.
2. Replace CR2032 battery. Please mind the polarity of battery.
3. Close the outer shell.



Specification

Dimensions : L40mm x W40mm x H9.7mm
BT Version : BT 4.0 (BT Low Energy)
Range : 0~50meters (in open space)
Buzzer : 90-95dB
Battery : CR2032 button battery X1
Water-proof : IP67

Compatible Smartphones

iOS (IOS 8.0 or higher)	iPhone: 4S/5/5C/5S/6/6Plus/6S/SE/7/7Plus iPad: 3th Gen/4th Gen/Air/Pro or later iPad Mini or later iPod Touch 5 or later
Android (Android 4.4 or higher)	Samsung Galaxy S4/S5/S6/S7 Galaxy Note 3/4/5/6 Galaxy C5/C7/C9 Galaxy A5/A7/A9 Nexus 4/5/5X/6/6P

Note:

If your smartphone is not on this list but also uses Android 4.4 and BT 4.0, there is a good chance the smart finder will work fine, but we are not able to offer the same level of support in troubleshooting scenarios.

About BT Low Energy

This smart finder uses BT Low Energy (BLE) technology to help you locate your items. While BT technology is a wireless technology, there are significant differences between BT, Wi-Fi, and GPS technology. The BT range of smart finder is up to 50m in open space. BT is most effective at the 10m range, depending on the environment.