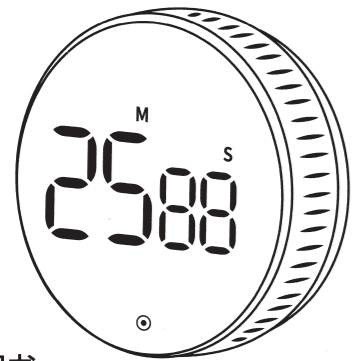


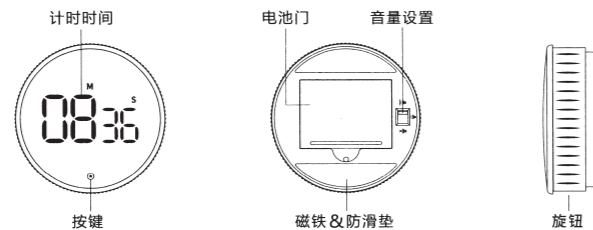
506x75 mm



使用说明书 黑耀旋转倒计时器

使用产品前请仔细阅读本说明书, 并妥善保管

示意图

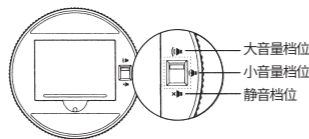


开机提示

装上三节7号电池, LCD全显, 随着“嘀”一声, 即可开机。

音量设置

背面可拨动调整音量大小 (大声、小声、静音)。



倒计时设置

1. 转动旋钮, 设置所需要的倒计时时间, 向右旋转数值递增, 向左旋转数值递减。(快速旋转且角度大于60度时, 可快速设置分钟数值, 间隔1秒后可微调秒钟数值)。



2. 设置完成后, 按下[◎], 开始倒计时, 倒计时显示为00:00后会有“滴滴”提示音, 屏幕跟随闪烁。当计时至00:00时, 有长达1分钟的提示音响起, 按下[◎]可使提示音停止。
3. 在倒计时过程中, 短按[◎]即可暂停。倒计时暂停后, 此时长按[◎]进行重置, 显示00:00。

注意:

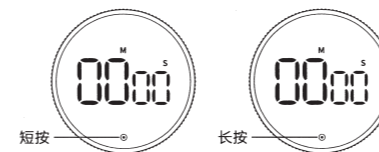
- 秒钟设置以5秒为一个单位。
- 工作状态下, 无操作5秒后显示亮度自动降低;
- 非工作状态下, 无操作5秒后显示亮度自动降低, 10秒显示自动关闭, 进入省电模式。

正计时设置

当显示为00:00时, 按下[◎], 开始正计时, 再短按[◎]可暂停。计时暂停后, 此时长按[◎]进行重置, 显示为: 00:00。

注意:

- 计时如到了99分55秒后, 会有“滴滴滴”的提示音, 屏幕跟随闪烁。当计时至00'00'时, 有长达1分钟的提示音响起, 按下[◎]可使提示音停止。
- 工作状态下, 无操作5秒后显示亮度自动降低。



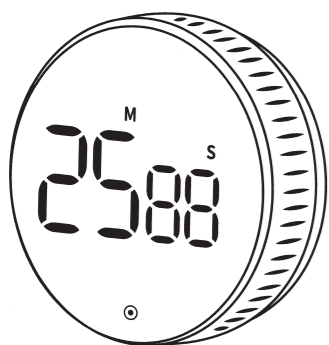
固定方式

配有4个磁铁片, 以便使用者将其固定于铁质类金属表面。

备注: 产品开关打至静音档时, 当计时器到00分00秒, 无按键音/闹钟无声音, 幕显高亮5S后转低亮, 屏幕闪烁(时长为1分钟)

主要参数

工作电压	4.5V (3节7号AAA电池)	计时范围	显示分、秒; 计时最大值: 分 00~99; 秒 00~55
工作温度	0℃~50℃	音量档	静音 / 大声80~90DB / 小声60~75DB
电池续航时间	3个月	产品颜色	黑色
产品尺寸	直径78*27.5mm	裸机重量	70g



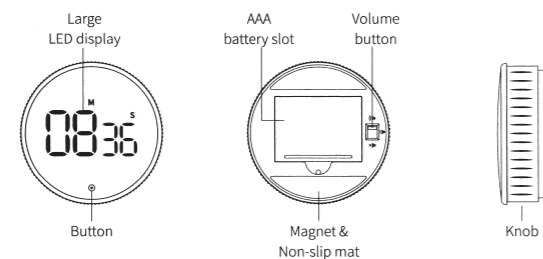
Operation Manual Heyo Rotation Countdown Timer

Please read the instruction manual carefully before using the product and keep it with proper care.

Overview:

The YGH5237 is a digital timer with count up and down function which can be used as a countdown timer, counting down from 99 minutes and 55 seconds to zero, or as a stopwatch counting up from zero to 99 minutes and 55 seconds. You can use it for kitchen cooking and baking, exercise, gym, workout, sports, games, classroom teaching and more.

Product panel:

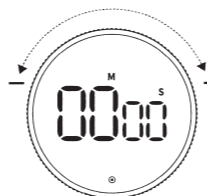


How to Use the Digital Timer: Using as a countdown timer

1. Countdown Time Setting:

Rotate the button to set the time you want, when rotate button in right, the digital number on screen “+”; when rotate button in left, the digital number on screen “-”.

(When you rotate the button quickly and the angle is greater than 60 degrees, the number will increase or decrease rapidly accordingly).



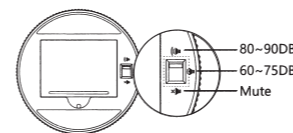
2. Start / Stop Countdown:

After your countdown time is set, press [◎] button once to start counting; Press [◎] button again to stop counting. Press and hold [◎] button for zero clearing.

3. Buzzer Alarm:

When the countdown time counts down to 00 minutes and 00 seconds, the digital timer will be buzzing and the screen will blink, the alarm sound will last for 60 seconds.

Buzzing can be stopped by pressing the [◎] button. Press the volume button to choose the proper volume.



4. Recall the Last Countdown Time, Auto sleep. After your last countdown time counts down to 00 min and 00 sec, simply press the [◎] button once to recall the last countdown time, and then press the [◎] button again to start another counting. In working status, the YGH5237 will auto sleep while it is no operations for 5 seconds. The brightness will auto reduced.

Non-working status, the YGH5237 will auto sleep while it is no operations for 5 seconds. The brightness will be automatically reduced. The display will be automatically closed while it is no operations for 10 seconds. The seconds setting is 5 seconds as a unit.

Using as A Stopwatch:

Press and hold [◎] button to set time to zero, when the display shows 00 minutes and 00 seconds press [◎] button once to go for stopwatch function. Stopwatch counting up from 00 min and 00 sec to 99 min and 55 seconds only.

Two Methods to Place the Digital Timer :

Method one: Four powerful magnets on the back for placement on any iron surface, simply stick it to fridge door, microwave oven etc.

Method Two: Simply placement upright on a table-top.

Battery Replacement:

Powered by three AAA 1.5V batteries (not included). Slide away the battery cover and remove the old battery, and then Insert new AAA 1.5V battery to the battery slot with the polarity.

Package contents:

1 X YGH5237 Digital Timer

1 X User Manual

Specification:

Operating Voltage	4.5V (three AAA batteries)	Timing range	0~99min55sec
Operating temperature	0℃~50℃	Volume file	Mute / 60~75DB / 80~90db
Battery life	3 months	Color	Black
Product Size	Diameter 78*27.5mm	Weight	70g