

MGA's

GLITTER BABYZ™

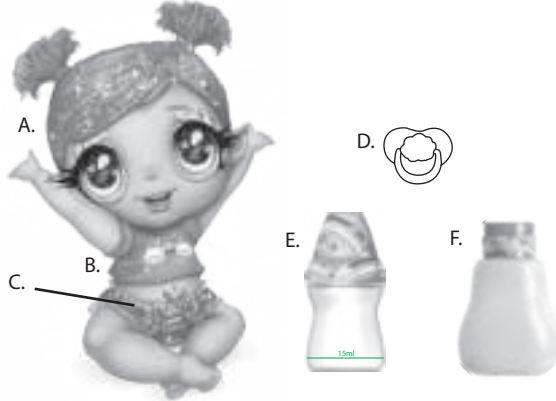
WARNING:
CHOKING HAZARD—Small parts.
Not for children under 3 years.

SKU: 574835

Ages 3+
ADULT SUPERVISION REQUIRED

CONTENTS

- A. Doll
- B. T-Shirt
- C. Diaper
- D. Pacifier
- E. Bottle
- F. Shampoo Bottle



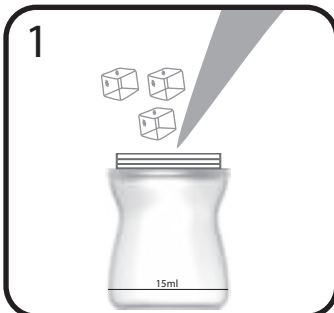
Illustrations are for reference only. Styles may vary from actual contents.

Please remove all packaging including tags, ties & tacking stitches before giving this product to a child.

QUICK START

Before beginning, cover the play area or play over a sink to prevent possible water damage.

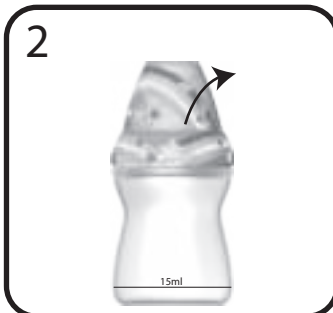
COLOR-CHANGE BOTTLE!



Twist off the top of the bottle. Then, fill it with water to the 15ml fill line.

Color-Change Effect: Add ice cubes to see the bottle color change.

GET READY TO FEED YOUR DOLL!



Tightly replace the top. Then, remove the cap

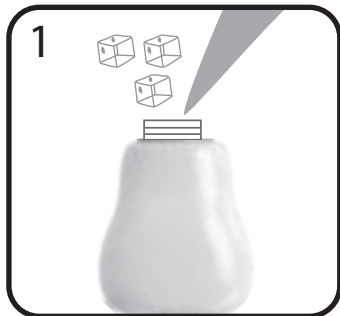
FEEDING YOUR DOLL!




Hold the doll in an upright position and insert the nozzle of the bottle into the doll's mouth. Gently squeeze the bottle to feed the doll. Your doll will immediately pee in the diaper. Before feeding the doll again, make sure the diaper is dry. Follow the instructions under Cleaning and Storing. **Pro Tip:** To avoid overfeeding the doll and soaking the diaper, feed the doll the water a little at a time. If you overfeed the doll, the diaper will leak. Place a towel under her to adsorb excess water.

To learn more about Glitter Babyz please visit:
www.GlitterBabyz.com

BATH TIME!



1 Twist off the top of the shampoo bottle.
Then, add water and ice cubes.
Bottle changes color!



2 Tightly replace the top. Then,
open the cap.



3 Gently squeeze the bottle and pour
the cold water over the doll's hair.
Doll's hair changes color!

CLEANING AND STORING

1. Remove the diaper and squeeze out all the water. Allow the diaper to air dry thoroughly before storing.
Do not place in a dryer or subject it to excessive heat.
2. Pour out the water from the bottle and shampoo bottle. Allow them to air dry thoroughly before storing.
3. Place the doll in an upright position to remove any remaining water. Allow the doll to air dry before storing.

IMPORTANT INFORMATION

- Color-change effect has a lengthy but limited lifespan.
- Color change will only work on the doll's hair, bottle and shampoo bottle.
- For best results, use ice water to see the color-change effect.
- If color change does not work properly or fades quickly, the temperature of the doll's hair, bottle and shampoo bottle are not cold enough.
- Color change temperature may vary according to weather conditions.
- Only use clean water to feed the doll, as other liquids may cause irreparable damage.
- To prevent overfeeding the doll, fill the bottle up to the fill line.
- Do not pour warm or hot water into the bottle.
- Make sure to cover the play area before playing to prevent water damage.
- Doll is not intended for bathtub use.
- To keep your dolls glitter sparkling, do not submerge. If submerged under water sit doll upright on a towel to air dry.
- To keep floors dry and glitter sparkling bathe doll in a sink or basin instead of a tub.

! WARNING

- Adult supervision is required when children are playing around water.
- Do not allow children to play with water near an electrical source or apparatus in order to avoid electric shock and/or electrocution.
- Do not leave items filled with water near electrical devices.
- NEVER use any of the included accessories with a real baby!
- This item is not suitable for children under the age of three.

Please keep this manual as it contains important information.



0321-0-E/INT
Printed in China

©2021 MGA Entertainment, Inc.
MGA'S GLITTER BABYZ™ is a trademark of MGA in the
U.S. and other countries. All logos, names, characters,
likenesses, images, slogans, and packaging
appearance are the property of MGA.

The preferred method of contact for
Customer Service is through our e-mail
contact form at www.mgae.com

MGA Entertainment, Inc.
9220 Winnetka Ave. Chatsworth, CA 91311
U.S.A.
(800) 222-4685

MGA Entertainment UK Ltd.
50 Presley Way, Crownhill, Milton Keynes,
MK8 0ES, Bucks, UK
+ 0800 521 558

MGA Entertainment (Netherlands) B.V.
Baronie 68-70, 2404 XG Alphen a/d Rijn,
The Netherlands
Tel: +31 (0) 172 758038

Imported by MGA Entertainment Australia Pty Ltd.
Suite 2.02, 32 Delhi Road
Macquarie Park NSW 2113
1300 059 676