

Moochies Connect User manual

Please read this manual carefully before starting to use the watch, pictures for reference only.

1.Preparation

Check if the watch is the correct model and has complete accessories(1*watch,1*USB cable, 1 user manual).

Prepare a 4G LTE SIM card, can ask for your dealer if have any questions(Please turn off the watch before inserting the SIM Card)

Activate data flow, GPRS and caller display function.

Download the APP in your cell phone, can ask the bar code or QR code from your dealer.

2.Product Functions

- GPS +AGPS+ LBS +WIFI Location on Map
- Cell phone APP or computer GPRS platform, both way to control the watch.
- GPRS real-time locating, tracking and monitoring (Voice Care)
- Two-way Phone Call
- WIFI, BT
- Camera
- Alburn
- Phone book
- Class Schedule
- Kids early education
- Make Friends
- Intercom
- Health
- Weather
- Quick leaning
- Alarm Clock
- Security Zone
- SOS Emergency Call
- Low Battery Alerts
- Remote Shutdown

3 Watch Introduction and Screen display



4. APP(SeTracker) Operation Guide

4.1 APP download and administrator account registration

1.Scan and download the APP

Use smart phone to scan this QR code to get SeTracker, normally open it from browser and download



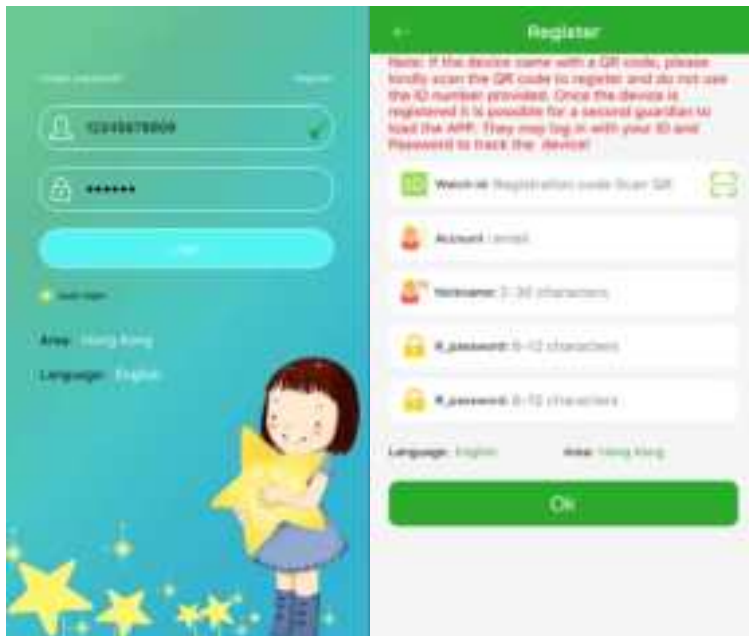
2.APP register

It need to register by hand first before log in. The ID for register can get by scanning barcode or input by hand. The user name must have four character (letter or digit) at least.ID and user name is unique and can not repeat. Other information can input by yourself. It is possible to change the password. The register picture shown below:

3 Log in

4.2.1 APP function menu

After finish register, input the correct account number and password, click login, enter the main menu. The main menu show as below:



5.Main function introduction

1. Function introduction of home page

After the registration is completed, enter the correct account and password on the login interface, click Login, and enter the main interface. The main interface is shown below:



Description of some features:

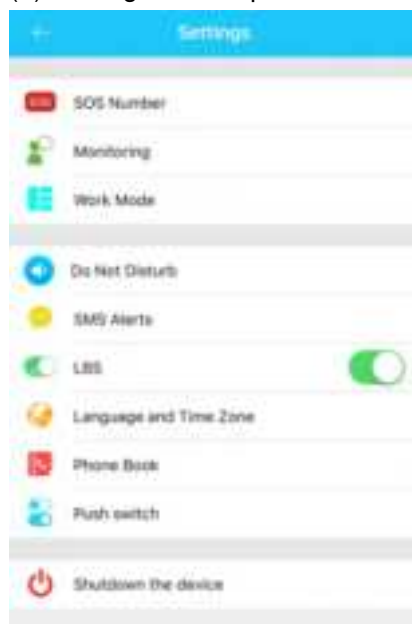
(1) Micro chat: realize the voice dialogue between the watch and the app.

App sends voice: After starting the recording, the app starts recording and sends it to the watch for up to 15 seconds. Press the power button on the watch to play the recording.

(2) Map: Check the location of the watch in any time.

The map interface can display the location of the watch and app phone. Click the "Position" to start real-time positioning for 3 minutes, the upload interval is 10 seconds, and return to the default working mode after 3 minutes. The location of the watch can be known in real time on the map interface. When the positioning icon is red for gps positioning, blue is base station positioning.

(3) Setting: Set the parameters of the watch.



① Set the SOS number: 3 numbers can be set. The watch will alarm after pressing the SOS button for 3 seconds in an emergency, and dial 3 numbers cyclically. When no one answers, the circular call ends.

② Voice monitoring: generally set to the parent number, after the monitor is turned on, the watch actively dials the set number, the watch cannot hear the sound of the mobile phone, and the mobile phone can monitor the watch.

③ Do not disturb period: The watch blocks all calls during the three time periods.

SMS reminder settings: low-power, sos 2 kinds of alarm SMS switch, the number set inside is the watch alarm message sent to the number, the alarm message is charged according to the normal SMS, the number will be set to open the monitor after default.


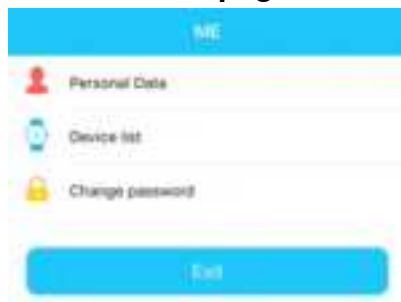
⑥ Phonebook: The watch can be set with 15 phonebook numbers, which can be dialed and dialed with the watch.

⑦ Working mode: 2 working modes, default normal mode.

⑧ Remote shutdown: After the watch is turned on, it can't be turned off by pressing the button. Only the app can be remotely shut down.

- (4) Safety zone: The minimum radius of the fence is 200 meters. When the user enters and exits the fence, an alarm will be generated for entering and leaving the fence. Note: The fence alarm will only generate alarm information when it is triggered when the watch GPS is positioned. The base station locates the fence without alarm information.
- (5) Love reward: Select the number of red hearts on the app, click OK to send to the watch, the watch will show red hearts and number on the screen.
- (6) Alarm: You can set 3 alarm clocks, you can set the alarm mode according to your needs.
- (7) Find the watch: When the watch is not around, send the command, the watch will ring for one minute to find it easily, press any button to stop ringing. A brief description of other related functions is available in "My" - "Help", and customers can get to know.
- (8) Remote photo-taking: Enter the interface and click the "Remote Photo" button to remotely control the watch. 30S refreshes the interface. Click on the photo to zoom in, you can rotate 90 degrees and view the photo time.
- (9) Schedule: You can set the course and class time from Monday to Friday this week. Click the corresponding box on the App interface to edit and save.
- (10) Health: You can check the step counting and sleep detection. Both data can only be used as a reference.
- (11) Information Center: You can view various alarm information generated by the watch, such as sos, low power, etc.
- (12) Footprint: See the track information of the watch for the past 3 months.

2. Individual page



Secondary administrator: If the account is the primary administrator, you can see the list of secondary administrators. The primary administrator has the authority to remove the secondary administrator's administrative rights to the device.

Personal Information: The account information can be edited.

Baby information: You can edit the baby's information.

Device list: You can view the device's id number. This id does not match the id of the watch. The watch cannot connect to the app.

Change password: You can change the login password of the account.

6.APP alarm information description

After the watch alarms, the client will receive the alarm message, and the mobile client clicks the alarm to enter the main interface of the app, and can enter the information center to view the specific content. If the phone does not receive an alarm push, please check if the phone's notification is turned on.

7. Working mode description

There are three basic working modes, namely normal mode, power saving mode, real-time positioning mode, and different uploading intervals of different working modes.

Normal mode: upload interval is 600 seconds;

Power saving mode: upload interval is 3600 seconds;

8. Instructions of the watch

Base station, GPS, WIFI positioning: APP map to view real-time location

Footsteps: View historical tracks

Safe area: 3 safety fences can be set, and there will be an alarm notification when the watch leaves the fence.

Alarm: 3 alarm clocks can be set.

Address Book: The watch can be set up with 15 phone numbers and the watch can make calls to each other.

Micro chat: Click to enter the micro chat, you can send voice and pictures to the phone. Note: The watch cannot send micro-information to the mobile app, and the mobile app can send micro-information to the watch.

Camera: Click to take a photo or video.

Dial: The watch can dial autonomously, and the app can turn the feature on or off.

Video call: Click to go to select single chat or group chat and video chat with APP. Group chat can be up to 8 people together.

Photo album: Click inside to see the photo taken by the watch. Photos can be shared, deleted, and modified.

Setting: volume settings (media volume, alarm volume, ringer volume, call volume),
Brightness setting, hibernation, restart, shutdown, device information (wireless upgrade, model number, version number, IMEI),

Desktop style (single square, four squares), cleaning tools (cleaning background applications, cleaning the cache)

More (Bluetooth, Flashlight, Mobile Network, Date and Time Settings, Language).

QR code:

1. Scan code download: Click to display the QR code, scan code to download the security guard APP.

QR code:

2. **Registration code:** Click to display the device registration code.

Early education:

1. **Crazy math:** click into the interface to start the game by clicking "Start". The difficulty of the game is divided into three levels: "simple, general, and difficult". You can

set it by clicking the Settings button on the interface.

2. **Schedule:** Click to go to see the courses set by the APP from Monday to Friday.

Make friends: Click to enter the interface, the two watches touch each other to add friends, after the friend is added successfully, the picture will light up. This model can be used to make up to four friends. Click on a friend's avatar to chat with your friends and send voices and pictures to your friends. Long press on the message sent by the friend to "delete" and "delete all". Long press "Friends Image" to delete your friends.

SOS: Set 3 emergency contact numbers. The watch alarms by pressing the SOS button for 3 seconds in an emergency, and dials 3 numbers cyclically. When no one answers, the circular call ends.

Voice monitoring: Through the app settings, the watch actively dials the set number (usually the parent number), and the mobile phone can realize the one-way listening to the watch end condition.

No Disturb Mode: Three time periods can be set, and the watch blocks all calls and other sounds during the time period (valid from Monday to Friday).

SMS reminder: you can control whether opens the SMS function of related alarm information or not (SMS normal charge)

Family members: Shows all family member accounts that have been linked to the watch.

Working mode: 3 working modes, default normal mode.

Remote shutdown: After the watch is turned on, it can be remotely shut down by the app.

9. Fault resolution

If the watch cannot be connected to the server when it is turned on for the first time.

Please check:

- 1) Whether the SIM in the watch is an LTE network, and the device can support Unicom/Mobile 4G card.
- 2) Whether the SIM card in the watch is open for data traffic.
- 3) Whether the server parameters are IP and port, and the ID is correct. The id barcode of the watch sticker must be the same as the id written by the watch. The customer can edit the text message pw, 123456, ts# to the watch by himself (the watch must be loaded) Start up, the text message must be input in English input method) Check the id number, if you do not understand, you can ask the agent.
- 4) Cannot register, indicating that this number has been registered and that the mobile phone number already exists. You cannot use the same number to register. If you forget the password, you can retrieve it by mobile phone number or email address. If you can't find it, you can ask the agent.

FCC Statement

Changes or modifications not expressly approved by the party responsible for compliance could void the user's authority to operate the equipment.

This equipment has been tested and found to comply with the limits for a Class B digital device, pursuant to Part 15 of the FCC Rules. These limits are designed to provide reasonable protection against harmful interference in a residential installation. This equipment generates uses and can radiate radio frequency energy and, if not installed and used in accordance with the instructions, may cause harmful interference to radio

communications. However, there is no guarantee that interference will not occur in a particular installation. If this equipment does cause harmful interference to radio or television reception, which can be determined by turning the equipment off and on, the user is encouraged to try to correct the interference by one or more of the following measures:

- Reorient or relocate the receiving antenna.
- Increase the separation between the equipment and receiver.
- Connect the equipment into an outlet on a circuit different from that to which the receiver is connected.
- Consult the dealer or an experienced radio/TV technician for help

This device complies with part 15 of the FCC rules. Operation is subject to the following two conditions (1) this device may not cause harmful interference, and (2) this device must accept any interference received, including interference that may cause undesired operation.

SAR Information Statement

Your Kids smartwatch is a radio transmitter and receiver. It is designed and manufactured not to exceed the emission limits for exposure to radiofrequency (RF) energy set by the Federal Communications Commission of the U.S. Government. These limits are part of comprehensive guidelines and establish permitted levels of RF energy for the general population. The guidelines are based on standards that were developed by independent scientific organizations through periodic and thorough evaluation of scientific studies. The standards include a substantial safety margin designed to assure the safety of all persons, regardless of age and health. The exposure standard for Kids smartwatch employs a unit of measurement known as the Specific Absorption Rate, or SAR. The SAR limit set by the FCC is 1.6 W/kg. * Tests for SAR are conducted with the Kids smartwatch transmitting at its highest certified power level in all tested frequency bands. Although the SAR is determined at the highest certified power level, the actual SAR level of the Kids smartwatch while operating can be well below the maximum value. This is because the Kids smartwatch is designed to operate at multiple power levels so as to use only the power required to reach the network. In general, the closer you are to a wireless base station antenna, the lower the power output. Before a Kids smartwatch is available for sale to the public, it must be tested and certified to the FCC that it does not exceed the limit established by the government adopted requirement for safe exposure. The tests are performed in positions and locations (e.g., at the ear and worn on the body) as required by the FCC for each model. The highest SAR value for this Kids smartwatch when tested on face is 0.66 W/Kg and when worn on the body, as described in this user guide, is 1.32W/Kg (Body-worn measurements differ among Kids smartwatch, depending upon available accessories and FCC requirements). While there may be differences between the SAR levels of various Kids smartwatch and at various positions, they all meet the government requirement for safe exposure. The FCC has granted an Equipment Authorization for this Kids smartwatch with all reported SAR levels evaluated as in compliance with the FCC RF exposure guidelines. SAR information on this Kids smartwatch is on file with the FCC and can be found under the Display Grant section of <http://www.fcc.gov/oet/fccid> after searching on FCC ID: 2A3CD-CONNECT.

Additional information on Specific Absorption Rates (SAR) can be found on the Cellular Telecommunications Industry Association (CTIA) web-site at <http://www.wow-com.com>. * In the United States and Canada, the SAR limit for Kids smartwatch used by the public is 1.6 watts/kg (W/kg) averaged over one gram of tissue. The standard incorporates a substantial margin of safety to give additional protection for the public and to account for any variations in measurements.

The SAR test distance is 0mm.

A. Safety measures for users and non-users

Non-use of the device in certain situations (while driving) and certain places (airplanes, hospitals, gas stations and professional garages).

Precautions to be taken by wearers of electronic implants (pacemakers, insulin pumps, neurostimulators, etc.) concerning in particular the distance between the device and the implant (15 centimeters) and the position of the device. During the call on the side opposite the implant.

B. Advice for use to reduce the level of consumer exposure to radiation (e.g. Keep the device away from the human body during night rest or set it to flight mode, etc.).

Recommendation of the use of the device in good reception conditions, to reduce the amount of radiation received (especially in an underground car park when travelling by train or car...).

Indication of the parameters for good reception (e.g. display of four or five bars on the screen).

Recommendation to use a hands-free kit and, in this situation. Precautions to be taken when Communicating: keep the device away from the abdomen for pregnant women or from the lower abdomen for teenagers.

CE Statement

Herby, Mochies Trading Ltd declares that this Kids smartwatch, Connect is in compliance with the essential requirements and other relevant provisions of Directive 2014/53/EU. In accordance with Article 10(2) and Article 10(10), this product allowed to be used in all EU member states.

Use the Kids smartwatch in the environment with the temperature between -5°C and 25°C, Use careful with the earphone maybe possible excessive sound pressure from earphones

and headphones can cause hearing loss.



Risk of explosion if battery is replaced by an incorrect type. Dispose of used batteries according to the instructions.

The product shall only be connected to a USB interface of version USB2.0

SAR: The device complies with RF specifications when the device used at 0mm from your body.

The SAR value for this device when tested 0.80W/Kg (10g) for Front-to-face; 1.61W/Kg (10g) for Wrist Worn.

Operation Frequency:

BT: 2402MHz~2480MHz

WIFI:

2412MHz~2472MHz (802.11b/802.11g/802.11n(HT20))

GPS: 1.57542GHz

GSM:

E-GSM 900/GPRS 900/EGPRS 900:

TX: 880MHz~915MHz; RX: 925MHz~960MHz

GSM 1800/GPRS 1800/EGPRS 1800:

TX: 1710MHz~1785MHz; RX: 1805MHz~1880MHz

For WCDMA:

UTRA Band I: TX:1920MHz~1980MHz;

RX: 2110MHz~2170MHz

UTRA Band VIII: TX: 880MHz~915MHz;

RX: 925MHz~960MHz

LTE:

LTE Band 1: (UL)1920MHz~1980MHz,

(DL)2110MHz~2170MHz

LTE Band 3: (UL)1710MHz~1785MHz,

(DL)1805MHz~1880MHz

LTE Band 7: (UL)2500MHz~2570MHz,

(DL)2620MHz~2690MHz

LTE Band 8: (UL)880MHz~915MHz,

(DL)925MHz~960MHz

LTE Band 20: (UL)832MHz~862MHz,

(DL)791MHz~821MHz

LTE Band 28: (UL)703MHz~748MHz,

(DL)758MHz~803MHz

Max output:

BT:0.004W

Wifi:0.0324W

GSM1800:2.0941W

GSM1800:0.9057W

WCDMA:

Band I:0.1795W

Band VIII:0.1782W

LTE:

LTE Band 1: 0.2244W

LTE Band 3: 0.1871W

LTE Band 7: 0.2065W

LTE Band 8:0.2333W

LTE Band 20:0.2259W

LTE Band 28:0.2377W

Manufacturer: Moochies Trading Ltd

Address: 159 Wardour Street, London, W1F 8WH, UK

E-mail: marcus@moochies.com

DECLARATION OF CONFORMITY

I hereby declare that the product

Product:

Product Name: Kids smartwatch

Model: Connect

Brand Name: Moochies

Hardware Version: G4H-MB-V1.0

Software Version: G4P_EMMC_240_5M_COMMON_OVERSEA_20190919_17.19.00

Accessories:

Battery information:

Model: 663030

Specification: 3.7V 730mAh 2.701Wh

Manufacturer: ZHONGSHAN PNAS ENERGY TECHNOLOGY CO.,LTD

USB information:

Model: KY-0.6M7.62MM-WHITE

Length:0.6M

Manufacturer: Ganzhou Kaiyun Electronic Technology Ltd.

(Name of product, type or model, batch or serial number)

satisfies all the technical regulations applicable to the product within the scope of Council Directives 2014/53/EU, 2014/35/EU and 2014/30/EU:and declare that the same application has not been lodged with any other notified body.

BS EN IEC 62368-1:2020+A11:2020

EN 50663:2017

EN 62479:2010

Draft ETSI EN 301 489-52 V1.1.2 (2020-12)

ETSI EN 301 489-19 V2.1.1 (2019-04)

ETSI EN 301 489-17 V3.2.4 (2020-09)

ETSI EN 301 489-1 V2.2.3 (2019-11)

ETSI EN 300 328 V2.2.2 (2019-07)

ETSI EN 303 413 V1.2.1 (2021-04)

ETSI EN 301 511 V12.5.1 (2017-03)

ETSI EN 301 908-1 V13.1.1 (2019-11)

ETSI EN 301 908-2 V11.1.2 (2017-08)

ETSI EN 301 908-13 V13.1.1 (2019-11)

EN 50566:2017

EN 62209-1:2016

EN 62209-2:2010/A1:2019

EN 50360:2017

All essential radio test suites have been carried out.

NOTIFIED BODY: MiCOM Labs Inc

– **Address:**

575 Boulder Court,

Pleasanton, California 94566

USA

Identification Number: 2280

MANUFACTURER or AUTHORISED REPRESENTATIVE:

– **Address:**

Moochies Trading Company

159 Wardour Street, London, W1F 8WH, UK

This declaration is issued under the sole responsibility of the manufacturer and, if applicable, his authorised representative.


Point of contact:

Marcus Kilgour, +44 7951 581446/+44 7951 581446

(Name, telephone and fax number)

2021-09-26

(Place, date of issue)



(Signature)

Marcus Kilgour, CTO

(Name and title in block letters)

UK Statement

This device in compliance with the essential requirements and other relevant provisions of UK Radio Equipment Regulations (SI 2017/1206); UK Electrical Equipment (Safety) Regulations (SI 2016/1101); and UK Electromagnetic Compatibility Regulations (SI 2016/1091). All essential radio test suites have been carried out.

Operation Frequency:

BT: 2402MHz~2480MHz

WIFI:

2412MHz~2472MHz (802.11b/802.11g/802.11n(HT20))

GPS: 1.57542GHz

GSM:

E-GSM 900/GPRS 900/EGPRS 900:

TX: 880MHz~915MHz; RX: 925MHz~960MHz

GSM 1800/GPRS 1800/EGPRS 1800:

TX: 1710MHz~1785MHz; RX: 1805MHz~1880MHz

For WCDMA:

UTRA Band I: TX:1920MHz~1980MHz;

RX: 2110MHz~2170MHz

UTRA Band VIII: TX: 880MHz~915MHz;

RX: 925MHz~960MHz

LTE:

LTE Band 1: (UL)1920MHz~1980MHz,

(DL)2110MHz~2170MHz

LTE Band 3: (UL)1710MHz~1785MHz,

(DL)1805MHz~1880MHz

LTE Band 7: (UL)2500MHz~2570MHz,

(DL)2620MHz~2690MHz

LTE Band 8: (UL)880MHz~915MHz,

(DL)925MHz~960MHz

LTE Band 20: (UL)832MHz~862MHz,

(DL)791MHz~821MHz

LTE Band 28: (UL)703MHz~748MHz,

(DL)758MHz~803MHz

Max output:

BT:0.004W

Wifi:0.0324W

GSM1800:2.0941W

GSM1800:0.9057W

WCDMA:

Band I:0.1795W

Band VIII:0.1782W

LTE:

LTE Band 1: 0.2244W

LTE Band 3: 0.1871W

LTE Band 7: 0.2065W
LTE Band 8:0.2333W
LTE Band 20:0.2259W
LTE Band 28:0.2377W

Manufacturer: Moochies Trading Ltd
Address: 159 Wardour Street, London, W1F 8WH, UK
E-mail: marcus@moochies.com
Importer: Moochies Trading Ltd
Address: 159 Wardour Street, London, W1F 8WH, UK

DECLARATION OF CONFORMITY

I hereby declare that the product

Product Name: Kids smartwatch

Model: Connect

Brand Name: Moochies

Accessories:

Battery information:

Model: 663030

Specification: 3.7V 730mAh 2.701Wh

Manufacturer: ZHONGSHAN PNAS ENERGY TECHNOLOGY CO.,LTD

USB information:

Model: KY-0.6M7.62MM-WHITE

Length:0.6M

Manufacturer: Ganzhou Kaiyun Electronic Technology Ltd.

(Name of product, type or model, batch or serial number)

Satisfies all the technical regulations applicable to the product within the scope of UK Radio Equipment Regulations (SI 2017/1206); UK Electrical Equipment (Safety) Regulations (SI 2016/1101); and UK Electromagnetic Compatibility Regulations (SI 2016/1091) and declare that the same application has not been lodged with any other UK Approved Body.

BS EN IEC 62368-1:2020+A11:2020

BS EN 55032:2015+A1:2020+A11:2020

BS EN 55035:2017+A11:2020

BS EN IEC 61000-3-2:2019

BS EN 61000-3-3:2013+A1:2019

EN 50663:2017

EN 62479:2010

Draft ETSI EN 301 489-52 V1.1.2 (2020-12)

ETSI EN 301 489-19 V2.1.1 (2019-04)

ETSI EN 301 489-17 V3.2.4 (2020-09)

ETSI EN 301 489-1 V2.2.3 (2019-11)

ETSI EN 300 328 V2.2.2 (2019-07)

ETSI EN 303 413 V1.2.1 (2021-04)

ETSI EN 301 511 V12.5.1 (2017-03)

ETSI EN 301 908-1 V13.1.1 (2019-11)

ETSI EN 301 908-2 V11.1.2 (2017-08)

ETSI EN 301 908-13 V13.1.1 (2019-11)

EN 50566:2017

EN 62209-1:2016

EN 62209-2:2010/A1:2019

EN 50360:2017

NOTIFIED BODY: MiCOM Labs Inc

– **Address:**

575 Boulder Court,

Pleasanton, California 94566

USA

Identification Number: AB 2280

MANUFACTURER or AUTHORISED REPRESENTATIVE:

– **Address:**

Moochies Trading Ltd

159 Wardour Street, London, W1F 8WH, UK

This declaration is issued under the sole responsibility of the manufacturer and, if applicable, his authorized representative.


Point of contact:

Marcus Kilgour, +44 7951 581446/+44 7951 581446

(Name, telephone and fax number)

2021-09-26

(Place, date of issue)



(Signature)

Marcus Kilgour, CTO

(Name and title in block letters)