






#### Operating instructions :

1. Power the unit on by pressing the button.
2. Press the button  to choose the sound you wish to listen to. The blue LED will indicate the unit is on .Press  to choose different tunes under each sounds .
3. To adjust the volume, press the  or  to your desired level.
4. When finished listening to the sounds you may turn them off by press the  button.

NOTE: When the unit is turned on it will always default to the last sound used.

#### Timer function

The default mode is loop playback, after activate the timer buttons, it will be:

- On 30 mins model, countdown for 30 minutes playing.
- Countdown for 60 minutes playing.
- Countdown for infinite loop playing.

#### Maintenance

##### To Store

You may leave the unit on display, or you can store it in its box or a cool, dry place.

##### To Clean

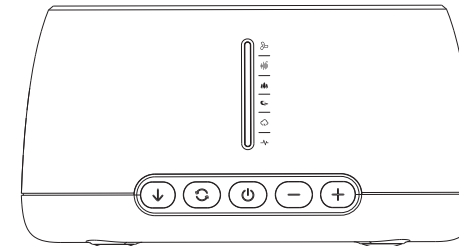
Wipe off dust with a damp cloth. NEVER use liquids or abrasive cleaner to clean.

Modifications not authorized by the manufacturer may void users authority to operate this device.

#### Warranty & Customer Support

For questions, assistance, support, or warranty claims, please contact us.

If you have purchased from a different seller, please contact them directly for service or warranty issues.



## User Manual

### CS1 Sleep Therapy Sound Machine

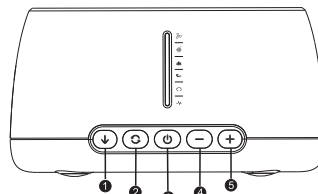
#### Introduction

Thank you for purchasing the CS1 Sound Machine. Please read this user manual carefully and keep it in a safe place for future reference. If you need any assistance, please contact our support team with your product model number .

#### Package Contents

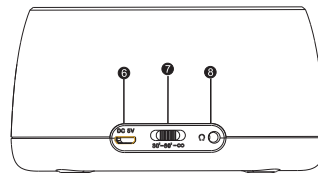
- 1 x Sound Machine
- 1 x USB Charging Cable
- 1 x User Manual

#### Product Diagram



#### Description

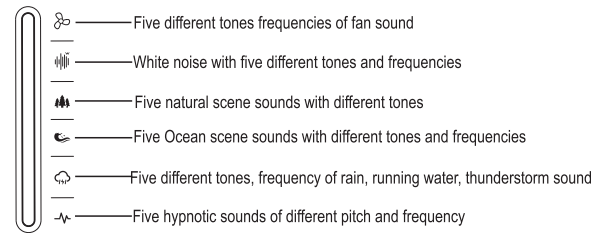
- ① Change the sounds from fan to brook
- ② Change one of the five tunes under each sounds
- ③ Power on/Power off
- ④ Decrease the volume :  
(The power indicator blinks when the volume is kept to a minimum)
- ⑤ Increase the volume :  
(The power indicator blinks when the volume is turned up to full volume)
- ⑥ Connect DC Input to charge the unit
- ⑦ Slide to set the timer on 30',60'or loop playback
- ⑧ 3.5mm headphone output



#### Specifications

Model	CS 1
Battery	No
Input	AC100-240V
Output	5V/1A
Timer	30',60',Loop Playback
Dimensions	4.5 x 4.5 x 2.4 inch
Weight	12.2 ounces

#### Introduction to audio source



#### Listening to Nature Sounds

##### Function description:

- 1.6 Sets of audio, 30 audio sources, give you more options.
- 2.High power amplifier, audio up to 120DB, can effectively isolate the environmental noise.
- 3.Audio size adjustment design, a total of 36 levels of adjustment, every detail of the design is tailored for you.
- 4.Audio no break point design, only for you can better experience, not be disturbed.