

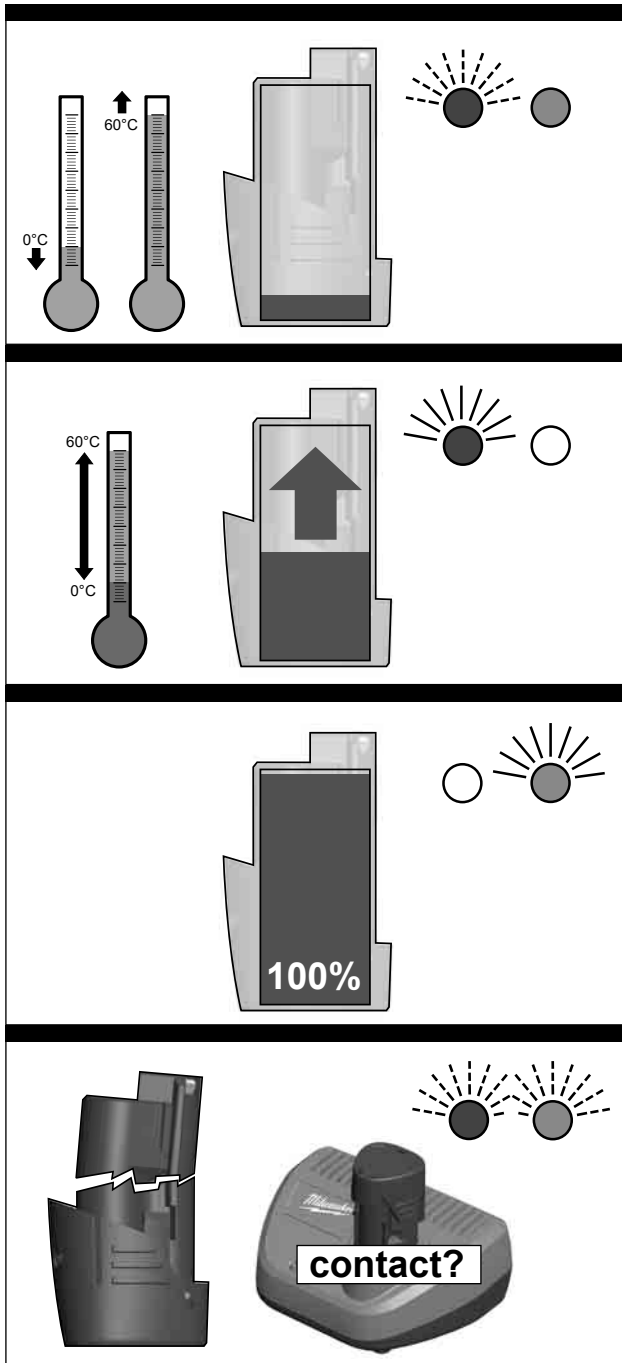


Nothing but **HEAVY DUTY.**<sup>®</sup>

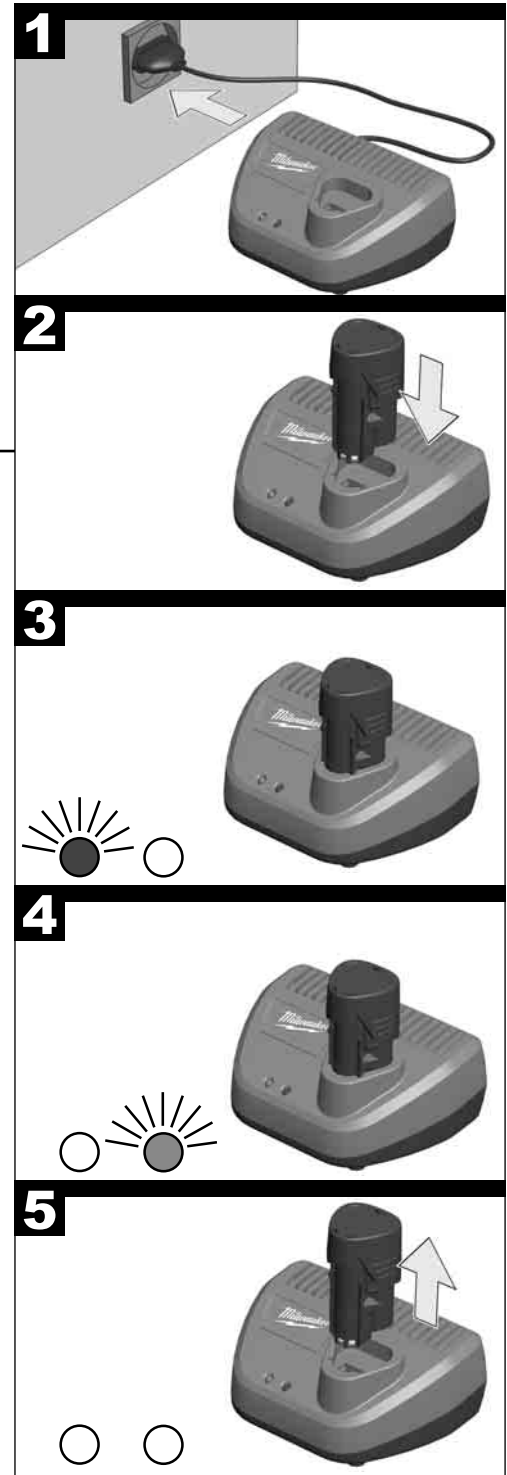


# C12 C

Original instructions



- 2 Picture section with operating description and functional description
- 4 Text section with Technical Data, important Safety and Working Hints and description of Symbols



**TECHNICAL DATA CHARGER**

Voltage range .....	12 V
Quick charge current .....	3.0 A
Maintaining charge .....	500 mA
Battery charging time Li-Ion 1.5 Ah .....	30 min
Weight according EPTA-Procedure 01/2014 .....	460 g
Recommended ambient charging temperature .....	+5...+40 °C

**WARNING!** Read all safety warnings and all instructions. Failure to follow the warnings and instructions may result in electric shock, fire and/or serious injury. **Save all warnings and instructions for future reference.**

**SAFETY INSTRUCTIONS**

Please pay attention to the safety instructions in the attached leaflet!

Do not dispose of used battery packs in the household refuse or by burning them. Milwaukee Distributors offer to retrieve old batteries to protect our environment.

Do not store the battery pack together with metal objects (short circuit risk).

Use only System C 12 chargers for charging System C 12 battery packs. Do not use battery packs from other systems.

The following battery packs can be charged with this charger:

Battery Cat. No.	Cell Type	DC Volts	Capacity	Cell No.
C12 B	Li-Ion	12 V	≤ 1.5 Ah	3
C12 BX	Li-Ion	12 V	≤ 3.0 Ah	2 x 3
M12 B	Li-Ion	12 V	≤ 1.5 Ah	3
M12 BX	Li-Ion	12 V	≤ 3.0 Ah	2 x 3
M12 B2	Li-Ion	12 V	≤ 2.0 Ah	3
M12 B3	Li-Ion	12 V	≤ 3.0 Ah	3
M12 B4	Li-Ion	12 V	≤ 4.0 Ah	2 x 3
M12 B6	Li-Ion	12 V	≤ 6.0 Ah	2 x 3

**Do not try to charge non-chargeable batteries with this charger.**

No metal parts must be allowed to enter the battery section of the charger (short circuit risk).

Never break open battery packs and chargers and store only in dry rooms. Keep dry at all times.

Do not touch the tool with conducting objects.

Never charge a damaged battery pack. Replace by a new one.

Before use check machine, cable, and plug for any damages or material fatigue. Repairs should only be carried out by authorised Service Agents.

This appliance is not intended to be used or cleaned by persons with reduced physical, sensory or mental capabilities, or lack of experience or knowledge, unless they have been given instructions concerning the safe use of the appliance by a person legally responsible for their safety. They should be supervised whilst using

the appliance. Children shall not use, clean or play with this appliance, which when not in use should be secured out of their reach.

**Warning!** To reduce the risk of fire, personal injury, and product damage due to a short circuit, never immerse your tool, battery pack or charger in fluid or allow a fluid to flow inside them. Corrosive or conductive fluids, such as seawater, certain industrial chemicals, and bleach or bleach containing products, etc., can cause a short circuit.

**SPECIFIED CONDITIONS OF USE**

The quick charger can charge Milwaukee batteries from C 12 to 12 V.

Do not use this product in any other way as stated for normal use.

**MAINS CONNECTION**

Connect only to single-phase a.c. current and only to the system voltage indicated on the rating plate. It is also possible to connect to sockets without an earthing contact as the design conforms to safety class II.

**BATTERIES**

Battery packs which have not been used for some time should be recharged before use.

Temperatures in excess of 50°C (122°F) reduce the performance of the battery pack. Avoid extended exposure to heat or sunshine (risk of overheating).

The contacts of chargers and battery packs must be kept clean.

**CHARACTERISTICS**

After inserting the battery into the reception of the charger the battery will automatically be charged (red lamp is illuminated continuously)

When a hot or cold battery pack is inserted into the charger (flashing red lamp), charging will begin automatically once the battery reaches the correct charging temperature (0°C...60°C).

Charging time varies depending on the battery temperature, charge needed and the type of battery pack being charged.

As soon as charging is completed, the charger switches over to "trickle" charge to maintain the full capacity (green control lamp is illuminated continuously, red lamp off)

It is not necessary to remove the battery after charging. The battery can be stored permanently in the charger without the danger of being overcharged.

If both LEDs flash at the same time, either the battery has not been completely mounted or there is a fault in the battery or the charger. For safety reasons you must stop using the charger and battery immediately and have them inspected by an Milwaukee Customer Service Centre.

**TRANSPORTING LITHIUM BATTERIES**

Lithium-ion batteries are subject to the Dangerous Goods Legislation requirements.

Transportation of those batteries has to be done in accordance with local, national and international provisions and regulations.

- The user can transport the batteries by road without further requirements.
- Commercial transport of Lithium-Ion batteries by third parties is subject to Dangerous Goods regulations. Transport preparation and transport are exclusively to be carried out by appropriately trained persons and the process has to be accompanied by corresponding experts.

When transporting batteries:

- Ensure that battery contact terminals are protected and insulated to prevent short circuit.
- Ensure that battery pack is secured against movement within packaging.
- Do not transport batteries that are cracked or leak.

Check with forwarding company for further advice












**MAINTENANCE**

**If the supply cord of this appliance is damaged, it must only be replaced by a repair shop appointed by the manufacturer, because special purpose tools are required**

Use only Milwaukee accessories and Milwaukee spare parts. Should components need to be replaced which have not been described, please contact one of our Milwaukee service agents (see our list of guarantee/service addresses).

If needed, an exploded view of the tool can be ordered. Please state the Article No. as well as the machine type printed on the label and order the drawing at your local service agents or directly at: Techtronic Industries GmbH, Max-Eyth-Straße 10, 71364 Winnenden, Germany.

**SYMBOLS**

	Please read the instructions carefully before starting the machine.
	Do not burn used battery packs.
	Never charge a damaged battery pack. Replace with a new one.
	Do not dispose electric tools, batteries/ rechargeable batteries together with household waste material. Electric tools and batteries that have reached the end of their life must be collected separately and returned to an environmentally compatible recycling facility. Check with your local authority or retailer for recycling advice and collection point.
	This tool is only suitable for indoor use. Never expose tool to rain.
	Time-lag fuse 3.15 A
	Double isolated
	European Conformity Mark
	British Conformity Mark
	Ukraine Conformity Mark
	EurAsian Conformity Mark



Copyright 2021

Techtronic Industries GmbH  
Max-Eyth-Str. 10  
71364 Winnenden  
Germany

+49 (0) 7195-12-0

[www.milwaukeeetool.eu](http://www.milwaukeeetool.eu)

Techtronic Industries (UK) Ltd  
Fieldhouse Lane  
Marlow Bucks SL7 1HZ  
UK



(03.21)

**4100 2890 78**