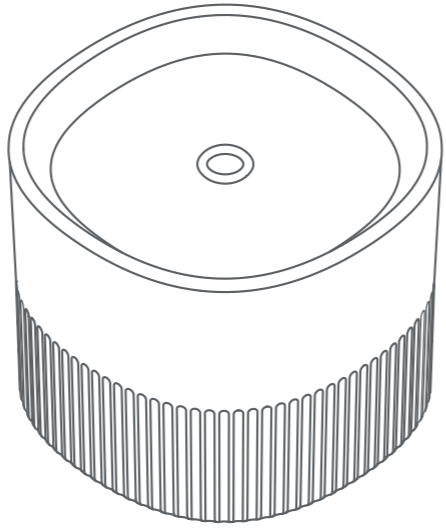



正面

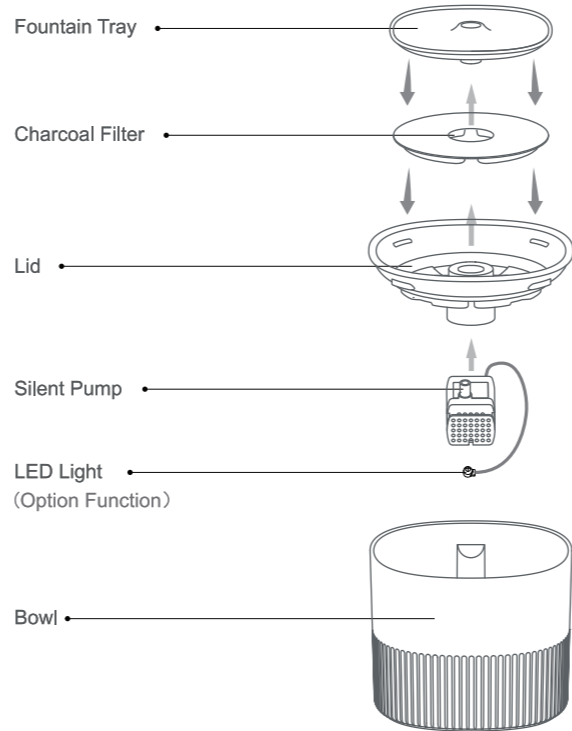
Pet Drinking Fountain User Manual



FC CE RoHS 

Components

- Fountain Tray
- Charcoal Filter
- Lid
- Silent Pump
- LED Light
(Option Function)
- Bowl

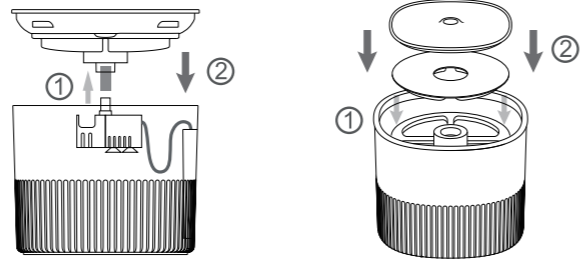


Quick Install

1. Take out all parts from bowl and clean bowl inside thoroughly by water.
2. ①Install LED light and pump in the fixed position.
②Run the pump cord through the pipe of bowl, and install the soft stopper.
3. Add water as needed.
4. Rinse charcoal filter thoroughly in cold water.

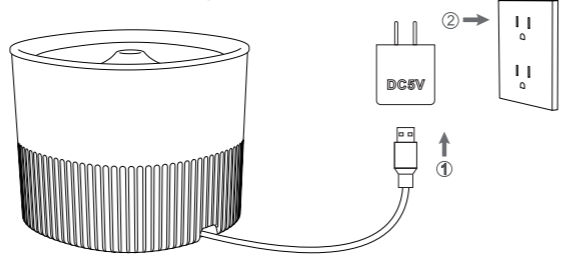
背面

Quick Install and Power On



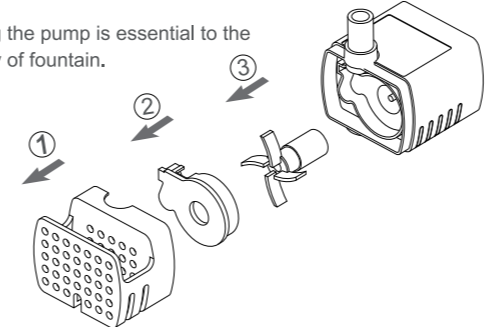
5. Place the lid on the bowl.
6. ①Place charcoal filter on the lid.
②Finally place fountain tray on the lid.

①Connect the USB plug to DC5V power adapter (current≥1A), adapter not included in package.
②Insert the adapter into power outlet(AC110~230V), fountain starts working.



Q&A and Daily maintenance

Cleaning the pump is essential to the longevity of fountain.



You have to examine and clean water pump when pump stopped working or the flow of water reduced .Use the brush to clean dust and pets fur after opening the pump according to above sequence ①-③.

How frequently do I need to replace the filter ?
Depends on frequency of use,Normally recommend The charcoal filter should be cleaned every week and replaced every 3 to 4 weeks.

How often should I clean the fountain ?
Depends on water and frequency of use, Normally recommend bowl, fountain tray and lid should be cleaned at least every week.

Why I see some little black particles at the beginning use ?
It is a normal situation, active carbon little particles will seep out from filter during use ,that's why filter need to be rinsed thoroughly before use; So rinse out that black particles before use.

Specification and Notes

Input voltage	DC5V / 1A
Pump Power	1.0 W
Product Size	162×162×132mm
Capacity	Max1.8L
Main Material	Eco-friendly PP
Wire Length	1.5m

Package List: Silent Pump×1 Charcoal Filter×1
Black Soft Stopper×1 User Manual×1

Notes

- ◆ For indoor use only.
- ◆ Do not allow children to operate or play with fountain.
- ◆ Only use DC5V power adapter, do not use other adapter instead of.
- ◆ Always unplug fountain from power supply before cleaning.
- ◆ Rinse or clean filter with water only.
- ◆ Do not use hot water, gas, alcohol or organic solvents to clean the fountain.
- ◆ Check water level daily, Never operate the pump unless it is completely submerged in water as this could damage the pump and cause it to fail.
- ◆ To avoid electric shock please do not allow pets to chew on power cord.
- ◆ Always place fountain on a flat surface to avoid fountain overturning , fail working or water overflowing.

100g书写纸，风琴折，单黑