

## Instructions

**Product name: Internal & Body Wash Bottle**

**Model: ED-450**

**Capacity: 500ML**


### Main Structure and Features:

This product contains 1 wash bottle and 3 corresponding tips for internal and external use. It is a practical personal hygiene product.

### Range of Use:

This product is suitable for babies (external use) and for adults (internal and external use). Adult usage has a wide range of applications, such as:

- General hygiene of intimate area's
- Hygiene during itching, irritation or burning or other inconveniences
- Combats excessive secretion and unpleasant odor or color of secretion
- Provides support in the treatment of bacterial infection or fungus
- Provides hygienic cleanliness during travel, pregnancy, after childbirth or post-surgery



### How to Use:

- **Internal use:** Fill the bottle with lukewarm water, gently insert the internal tip in a comfortable position (figure 1). Gently squeeze the bottle. Tip 1 is for internal use.
- **How to change tips:** Gently pull out or insert the tip (figure 2).
- **External use:** Fill the bottle with lukewarm water, aim the tip at the appropriate part and gently squeeze the bottle (figure 3). Tips 2 and 3 are for external use.

A proper vaginal hygiene is important, particularly during sexual activity, monthly period or infections. During internal vaginal washing, secretions that have collected in the bulges next to the cervix are removed while the cervix is also cleaned. For general use, 1-3x a week is sufficient for a proper hygiene. To relieve complaints or discomfort and to support treatment (e.g. vaginal infection), vaginal washing is recommended up to twice a day for 5 days.

### How to Disinfect

Remove the protective covers and use (medical) alcohol to clean the tips. The wash bottle can be disinfected using diluted chlorinated or boiling water.

### Precautions:

Do not share the product with others to avoid possible cross-infection. For daily usage, wash with lukewarm water. Clean the product before and after usage and replace the tips every 3 months.

### Storage Method:

This product should be stored in a cool, dry and well-ventilated area. Avoid direct sunlight and keep it away from corrosive liquid or gas.

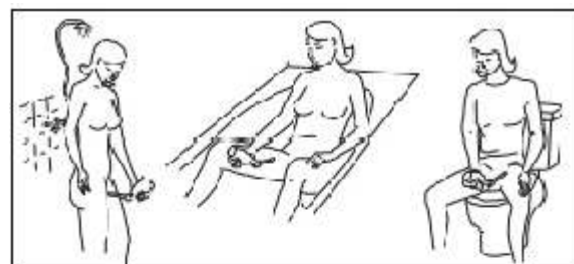


Figure 1. Internal use

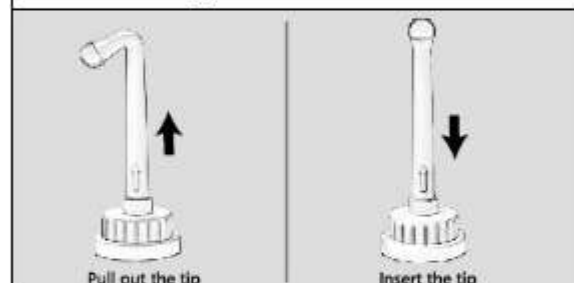


Figure 2. Changing tips



Figure 3. External use

**Manufacturer: Waterpulse (Shanghai) Industrial CO., Ltd**

**Address: Level 1, Tower 1, 1501 Jin Sui Road, Pudong New Area, Shanghai, China**

**Tel: 86-21-5098 7877**