

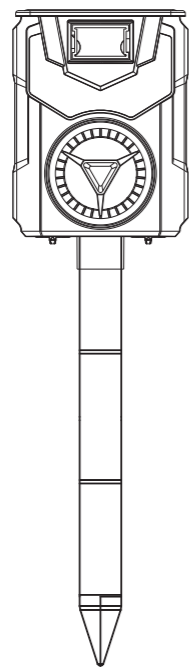
设计文件图注

项目类型	<input type="checkbox"/> 彩盒 <input checked="" type="checkbox"/> 说明书 <input type="checkbox"/> 邮购盒 <input type="checkbox"/> 内卡 <input type="checkbox"/> 贴纸 <input type="checkbox"/> 丝印 <input type="checkbox"/> 外箱			
项目名称	AR33S说明书-中性			
尺寸	成品尺寸: 100*105mm			
材质	105g铜版纸双面印刷			
工艺说明	风琴折			
备注/色值				
修改时间	2023. 10. 11	校对		业务

FlameGuard Solar Deterrent

Model: AR33S

User Manual



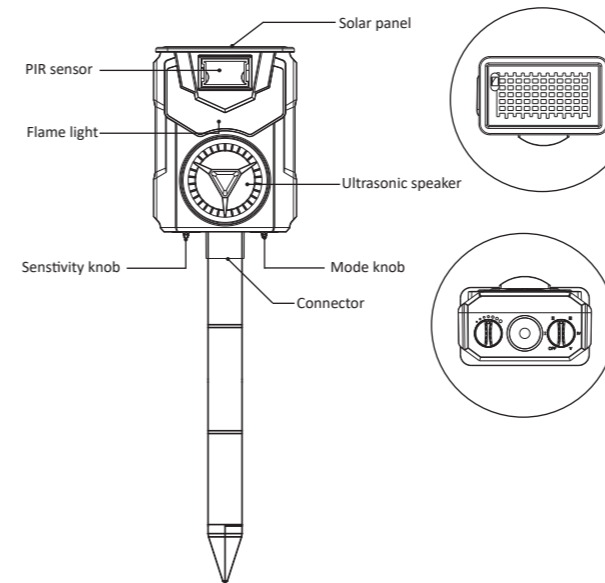
Dear customer,
On behalf of our team, we would like to extend our sincerest gratitude to you for choosing our product. And we are dedicated to providing you with only the highest quality products and exceptional customer service. If you have any inquiries or feedback, please do not hesitate to reach out to us. We are always available and ready to assist you in any way we can.

Working Principle

The solar-powered animal repellent utilizes flame night light design and PIR technology to detect approaching animals and activate deterrents such as ultrasonic wave, flame light, and alarm sound. These stimuli startle and interfere with the animal's behavior, driving it away from the protected area. The device is also waterproof, making it suitable for outdoor use in all weather conditions. With its eco-friendly solar power and effective deterrents, our animal repellent offers a humane and efficient solution for protecting gardens and lawns from unwanted visitors.

1

Product Outlook



2

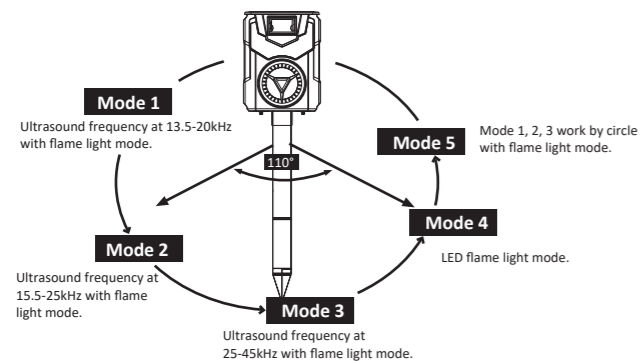
Parameter

Product Name:	Solar Animal Repeller
Product Model:	AR33S
Product Material:	ABS
Solar panel:	<ul style="list-style-type: none"> Polysilicon 5.5V/80mA, 80*43mm USB-DC 5V/1A
Working Voltage /Current :	DC3.7V/50-60mA
Ultrasound Frequency:	13.5-45KHZ
Sensor Angle:	110 degree
Effective Distance:	Up to 8m (depends on weather & environment)
Waterproof Grade:	IP44
Battery Parameter:	1* Li-Battery, 3.7V/600mAH
DB Value:	90-110DB

3

Working Mode

- The left knob is for adjusting the sensitivity and effective distance of device, turn clockwise to increase;
 - The right knob is for adjusting working mode. When the working mode is successfully switched, a prompt tone is played.
- The flame light operates on a photocell sensor, turning on at night and off during the day to conserve energy.

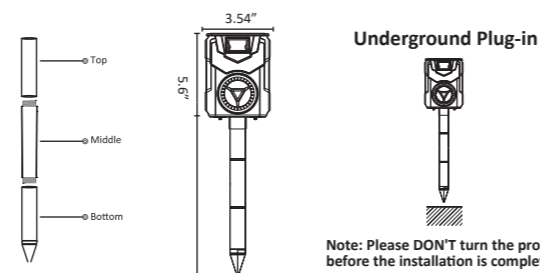


Note: The flame light is equipped with a light-sensitive sensor that automatically turns on at night and off during the day.

4

Installation

- Position the unit towards the direction from which animals usually invade, and ensure that the solar panel receives maximum exposure to sunlight.
- When mounting the unit in the ground, insert the spike carefully to avoid damage. It is recommended to dig a hole and then insert the unit to ensure it is secure.
- The product can be inserted into the ground, mounted on a wall, or placed on a flat surface.
- For optimal effectiveness, use the product for at least two weeks and adjust the mode periodically.



5

Cautions

- Indicator instructions: When the device is being charged by USB or solar power, the RED indicator will light up, and it will turn off after fully charged.
- The solar animal repeller needs to be fully charged before its first use.
- Each mode is designed to repel animals, so please select the mode that you want to use to keep animals away.
- Ultrasonic products do not produce an instant effect. It takes time for the full deterrent effect to be achieved.
- To prevent animals from adapting to the ultrasonic environment, please make slight frequency adjustments to the mode every few days.
- Do not install the device in areas where children and babies play.
- For better effectiveness, install this device in the direction from which the animals are invading.

6

How to deal with the batteries?

- Please follow the local regulations and guidelines for battery recycling and disposal.
- Do Not dispose of batteries in fire or with regular household waste, as this may cause environmental pollution or fire hazards.
- You can bring the batteries to a local recycling center, battery retailer, or collection point.
- Please DO NOT attempt to disassemble, crush, or puncture the batteries, as this may release hazardous materials or cause physical harm.
- By properly disposing of batteries, you can help protect the environment and promote sustainable practices.

Warranty

Our products come with a warranty policy. For any questions or concerns, please contact our customer service team for assistance. We are committed to providing prompt and effective support to ensure your satisfaction.

7