MPW40
MPW40*i*
MPW40*t*

ATENÇÃO:
-Desconecte da rede elétrica antes de proceder qualquer trabalho neste equipamento.
-Somente profissionais qualificados podem efetuar a instalação e manutenção.
-Obedecer normas nacionais, estaduais, locais e instruções de operação.

WARNING:
-Installation and maintenance to be performed by authorized personnel only.
-User is cautioned to observe all recommendations, warnings and cautions relating to safety of personnel and equipment as well as general and local health and safety laws, codes and procedures.

ATENCIÓN:
- Desconectar de la red eléctrica antes de hacer cualquier trabajo en esto equipamiento.
- Recomiéndase instalación por profesional calificado.
- Respetar normas nacionales y locales.
- Producto destinado a utilización en instalaciones eléctricas de baja tensión.

WARNUNG:
- Bevor irgend eine Arbeit am Gerät vorgenommen wird, muss sichergestellt sein, dass die Einheit stromlos und freigeschaltet ist.
- Sämtliche Arbeiten an der Einheit dürfen daher ausschließlich nur von Fachpersonal vorgenommen werden.
- Die jeweils geltenden nationalen, örtlichen und anlagespezifischen Bestimmungen und Erfordernisse sind zu berücksichtigen.

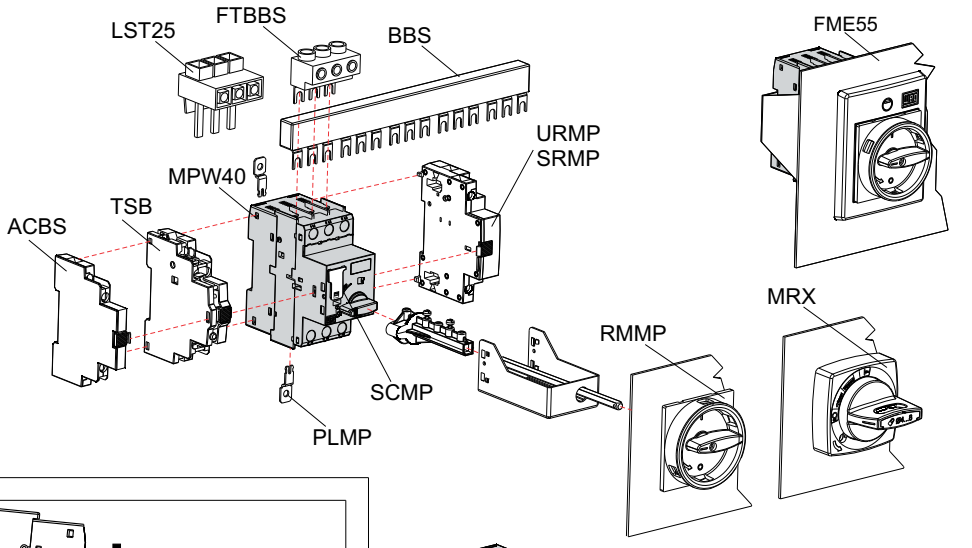

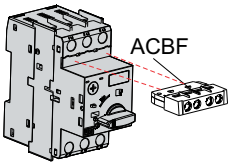

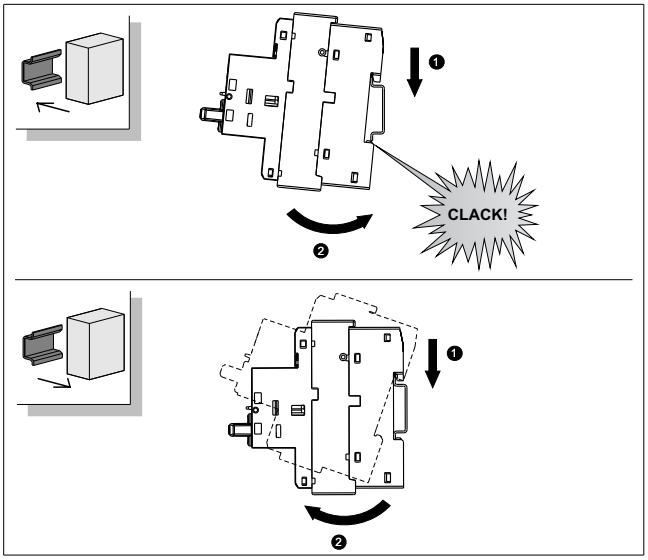

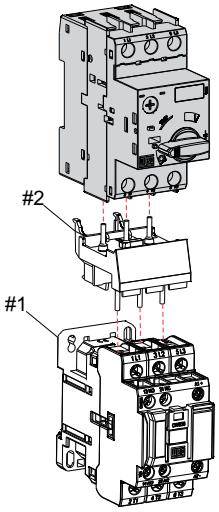

#1	AC(~)/DC(⎓)	#2
CW07	AC(~)	ECCMP-07
CWC07...16	AC(~)	ECCMP-C0
CWC025	AC(~)	ECCMP-C025
CWM9...25	AC(~)	ECCMP-25
CWM32	AC(~)	ECCMP-32
CWB9...38	AC(~)	ECCMP-40B38
CWB9...38	DC(⎓)	ECCMP-40B38DC

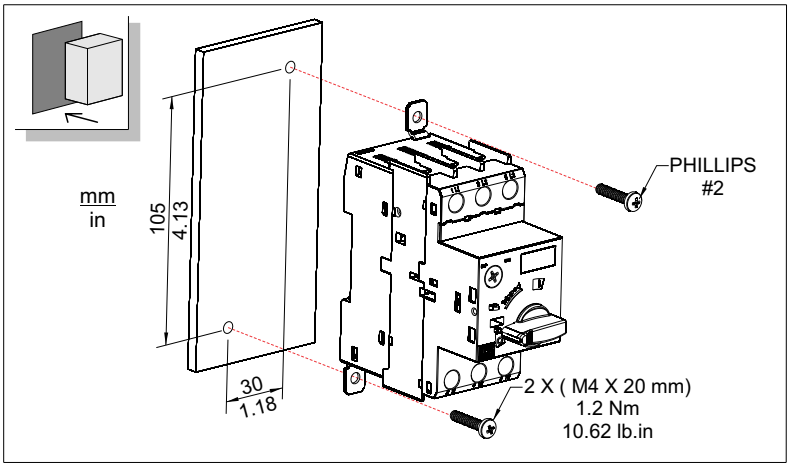

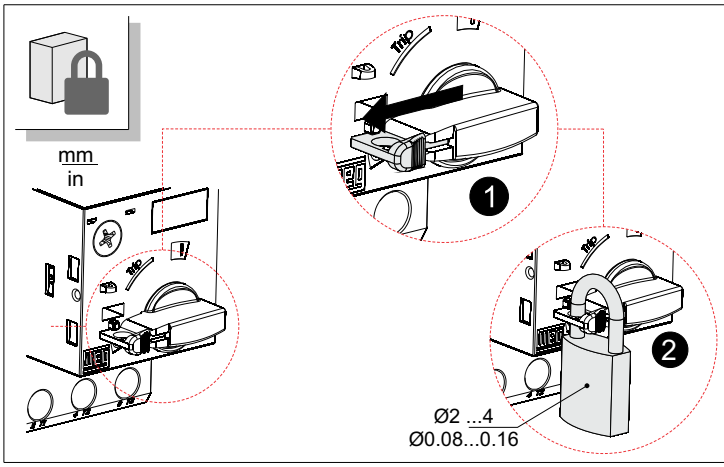

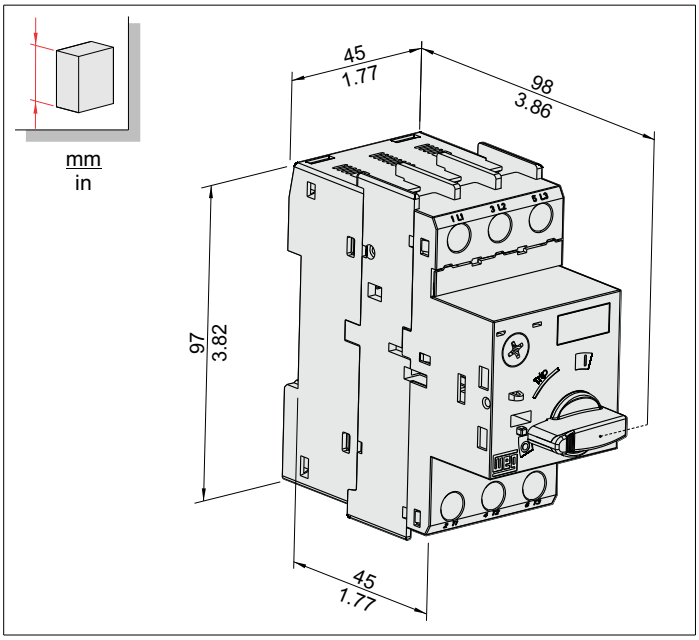

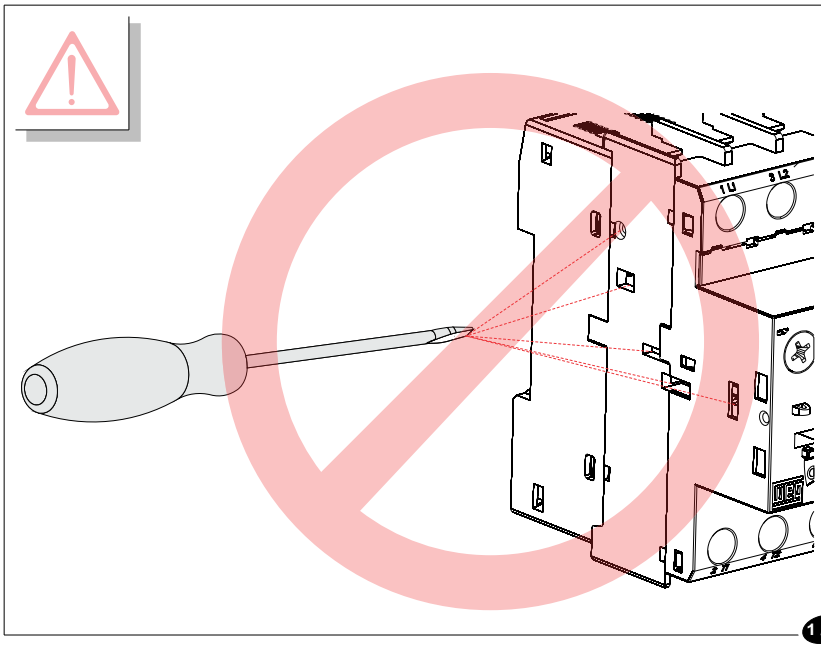

10002252680.02

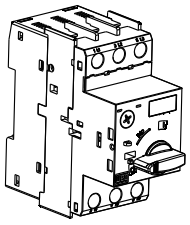

MPW40
MPW40*i*
MPW40*t*

WEG Automação
www.weg.net

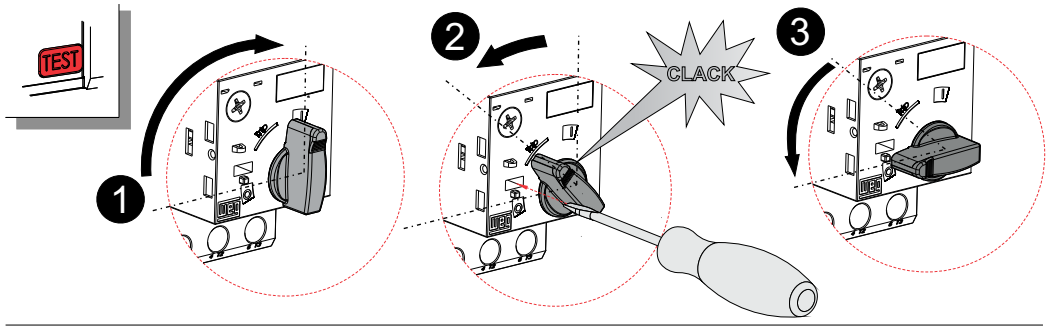

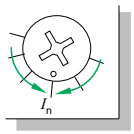

-Não ajustar o dial fora dos limites da escala.
-Fora dos limites da escala, movimentar o dial somente no sentido horário.
- Do not set the dial outside the scale limits.
- Outside the scale limits, turn the dial only clockwise.
-No gire el dial fuera de los límites de ajuste.
-Fuera de los límites de ajuste, girar el dial solamente en el sentido horario.
-Den Anzeiger nicht außerhalb der Skalengrenzen einstellen.
-Außerhalb der Skalengrenzen den Anzeiger nur im Uhrzeigersinn drehen.

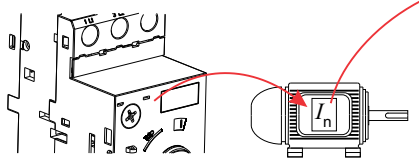

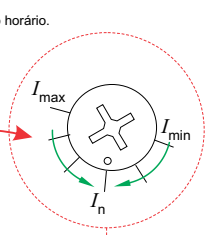

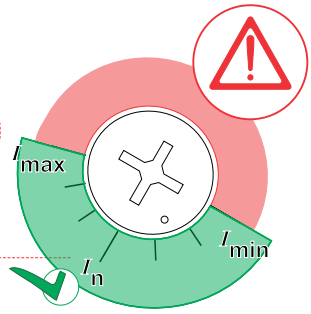

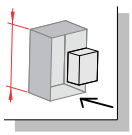

mm
in

A	B	C
30 1.18	50 1.97	95 3.74

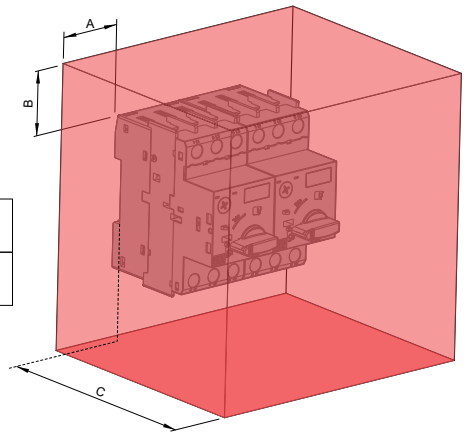

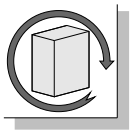

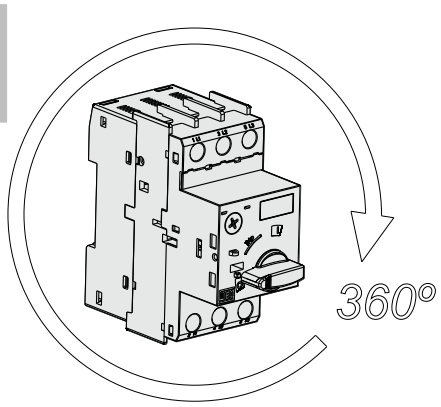

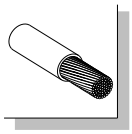

PHILLIPS #2	(mm²)	(AWG)
	1 or 2 x (2,5...6)	-
		1 or 2 x (14...10)
	1 x (10)	
	-	1 or 2 x (14...10) or 1 x (8)

10

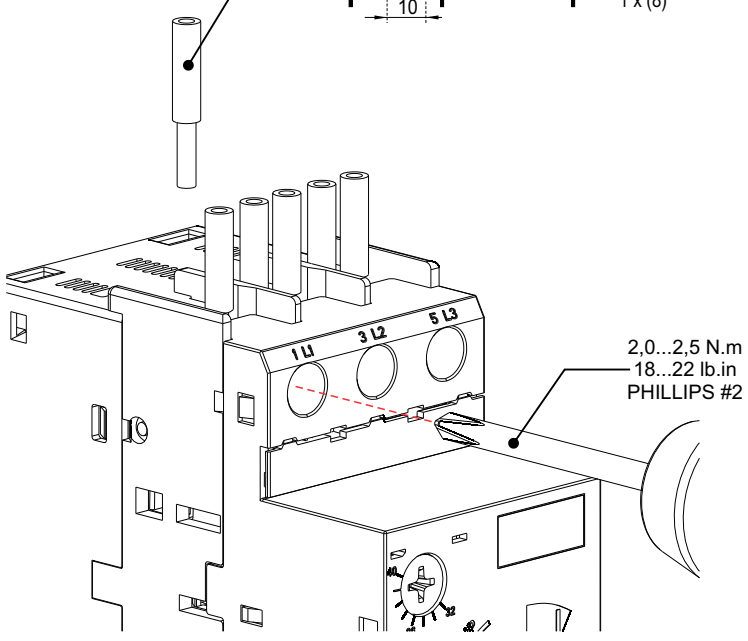

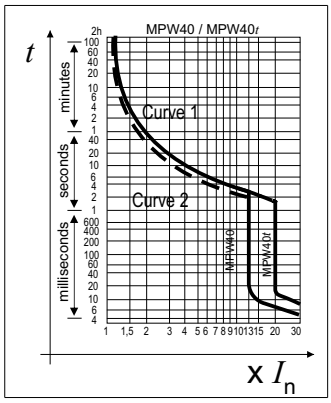

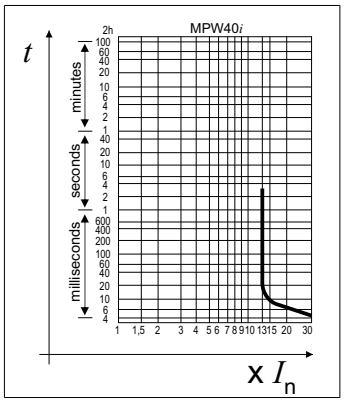

Curvas Médias / Average Curves / Curvas Medias / Mittlere Auslösekennlinien

Curve 1: Tripolar / 3 pole / Tripólar / Dreipolig

Curve 2: Bipolar com sensibilidade à falta de fase
Bipolar with phase loss sensitivity
Bipolar con sensibilidad a la caída de fase
Zweipolig bei phasenausfall

Tempo de disparo em função do múltiplo da corrente ajustada a frio. A quente (aquecimento sob corrente nominal de serviço - I_e) os tempos reduzem para aproximadamente 25%.

Tripping time as function of the current at cold condition. For warm condition (after submited to the rated operational current - I_e) the tripping times reduces to approximately 25%.

Tiempo de disparo es em funcion del multiplo de la corriente de ajuste en el estado frio. En estado caliente (con corriente de servicio - I_e) los tiempos de disparo quedan reducidos aproximadamente al 25%.

Auslösezeit aus kaltem Zustand. Bei betriebswarmen Geräten sinkt die Auslösezeit der Überlastauslöser auf ca. 25% der abgelesenen Wert.

As características do disparo magnético são baseadas no maior valor de ajuste do MPW40 e na corrente nominal do MPW40*i*.

The Characteristics of the magnetic trip are based on the upper value of the setting range for MPW40 and the rated current for MPW40*i*.

Las características del disparo de corto-circuito son baseadas en el valor superior del rango de ajuste para el MPW40 y en la corriente nominal del MPW40*i*.

Die Kenndaten der magnetischen Auslösung sind bezogen auf den oberen Einstellwert beim MPW40 bzw. dem Bemessungsbetriebsstrom beim MPW40*i*.