



# FABER-CASTELL

since 1761




Pitt Artist Pen white

## Climate protection starts with the product – global CO<sub>2</sub> neutrality is unique in the writing instrument industry

TÜV Rheinland has certified that the company is CO<sub>2</sub> neutral worldwide. The company's eco-forests in Brazil and Columbia actively contribute to protecting the environment. Instead of touting individual “green products”, Faber-Castell minimises its environmental footprint throughout the entire life cycle of its product range. Faber-Castell products are green because they are long-lasting, often refillable as well as pollutant-free, and come from CO<sub>2</sub>-neutral production. The use of bio and recycled plastics also improves the “green footprint” of Faber-Castell.



Das Zeichen für  
verantwortungsvolle  
Holzbeschaffung



## Faber-Castell stands for quality

Faber-Castell is one of the world's leading manufacturers and marketers of quality products for writing, drawing and creative design – the brand name is world-famous. In the core area of woodcased pencils, the group is the most important and oldest manufacturer in the world with a production capacity of more than 2 billion pencils and coloured pencils.

Its Art & Graphic range allows Faber-Castell to enjoy a great reputation among artists and hobby painters. Prestigious creative minds have recognised this expertise since time immemorial – from Vincent van Gogh to Karl Lagerfeld. High-quality artists' pigments ensure light resistance and thus brilliance and colour intensity for decades. All products are based on the same colour system, enabling reliable mixing techniques of artists' materials.



# Pitt Artist Pen Family

## India ink pens of the highest quality

Pitt Artist Pens inspire with their versatile and creative applications.

Pitt Artist Pens stand out with their highly pigmented water-based ink that is exceptionally lightfast and odour free. After drying, the India ink is permanent and does not dissolve when a layer of watercolour is applied over it, for example. Another major advantage is that India ink does not bleed through paper. This means Pitt Artist Pens are also perfect for use in sketch books.

The colours follow the Faber-Castell colour numbering system and can therefore be reliably combined with other artists' materials made by Faber-Castell.

Pitt Artist Pens are made in Germany and are popular with artists worldwide for their consistent quality.



**Pitt Artist Pen fineliner**

Nibs, line widths and colours:

XS	0.1 mm	1 colour
S	0.3 mm	11 colours
F	0.5 mm	3 colours
M	0.7 mm	3 colours



**Pitt Artist Pen bullet nib**

Line width 1.5 mm

Available in black  
and 6 metallic colours



**Pitt Artist Pen calligraphy**

Line widths 2.5 mm

Available in 12 colours

**Pitt Artist Pen soft calligraphy**

Line width 1-3 mm

Available in black



**Pitt Artist Pen brush**

Available in 60 colours  
(Colour chart page 22-23)

**Pitt Artist Pen soft brush**

Available in 11 colours



**Pitt Artist Pen big brush**

Available in black



# *Pitt Artist Pen white*

## Nibs

From precise, uniform lines to highly expressive strokes: the nib selection of the white Pitt Artist Pens offers artists the flexibility they need to transform their ideas into reality.


### **Pitt Artist Pen brush**

The soft and yet shape-retaining nib makes the transition between thin and thick strokes possible.



### **Pitt Artist Pen calligraphy**

The wedge-shaped nib works just as well for handwritten texts as for fancy block lettering.



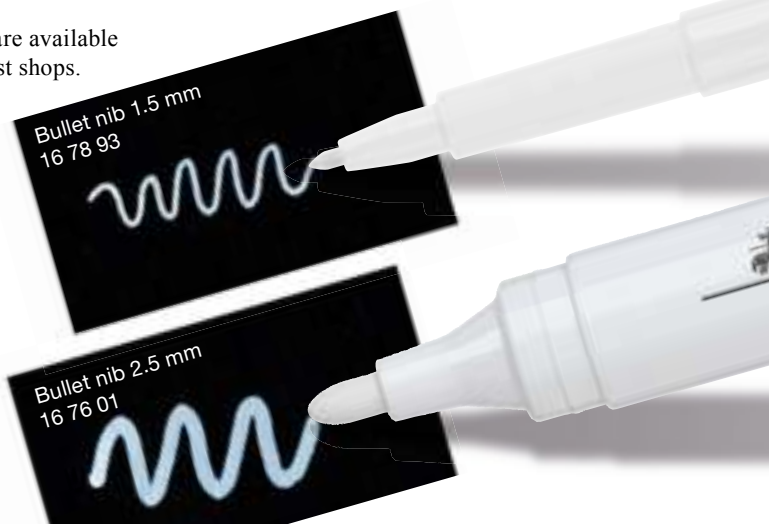
### **Pitt Artist Pen bullet nib**

The 1.5 mm nib delivers a uniform stroke with high opacity.

### **Pitt Artist Pen bullet nib**

The 2.5 mm nib fills larger areas with its bold strokes.

White Pitt Artist Pens are available individually in specialist shops.



## Substrate and opacity

Using white Pitt Artist Pens on dark substrates highlights the best of their properties. The white India ink works on construction paper, photo mount boards and dyed wood. The white ink stroke also excels in terms of its high opacity even on canvases primed in black.

The opacity of the white India ink pen will vary depending on the substrate's material properties. The coverage can vary from highly opaque to transparent. Transparency has its own appeal, because the white colour can blend in with the substrate to create a harmoniously nuanced image. Those who love stark contrasts can increase opacity by applying a second layer of ink.



# Techniques



## Mixing colours

You can use white Pitt Artist Pens in combination with coloured Pitt Artist Pens to create colour blends ranging from soft to strong.


There are two ways of mixing white with other India ink colours.

The first involves applying an initial layer of white ink on the paper. This layer acts as a form of underpainting. When you subsequently draw over the white layer using a coloured Pitt Artist Pen, the resulting colour will be a slightly tinted tone of the pen's colour.

In the second variation, a coloured Pitt Artist Pen is used to draw the initial layer. Because the ink is applied on a black substrate, the stroke is hardly visible. But when you draw over the stroke using the white Pitt Artist Pen, you will create a finely nuanced colour blend.

### Tip

A pen nib can be easily cleaned when it is soiled with ink residues of other colours. Drawing on a separate paper with the pen will allow the paper to absorb the ink residues and the pen nib to fill up with white ink again. The pen will produce clean white strokes the next time you use it.






## Hatchings

When drawing with Pitt Artist Pens, it is advantageous to know the different linear drawing techniques. With some practice, every artist can develop their own stroke and implement the techniques shown here in their very own style.

The density of a hatching pattern determines the value of the object drawn. The closer the white lines are drawn to each other, the brighter the object appears on this area.

### **Parallel hatching**

Parallel hatching consists of lines drawn at the same angle closely to each other. The appearance of the hatching is influenced by the stroke length and the distance between the lines. The shade's value is controlled by overlapping lines and adjusting line density.



### **Cross-hatching**

For cross-hatching, layers of hatching are applied over each other at different angles. The density of the hatch layers and the intensity of the lines describe the values and shadows.



### **Contoured hatching**

Contoured hatching follows the outline of an object and highlights the character of the shape.



# Techniques

## Pointillism

Besides lines, dots can also be used to create an illustration. This painting style is called pointillism and was a popular artistic technique in the late 19th century.

Similar to hatching, in pointillism the density of the dots determines the values of a picture.

In contrast to using coloured pens on white paper (which results in the area with the lowest density of dots appearing the lightest), drawing with a white pen on dark paper means that the area with the highest density of dots will appear the lightest.

Varying the size of dots is also a creative way of enhancing a picture's expressiveness.

The Pitt Artist Pens with 1.5 mm and 2.5 mm bullet nibs are the ideal instruments for this drawing style.



## Highlights

The white Pitt Artist Pen is the perfect medium for adding light to a picture. Thanks to its high opacity, the ink can be applied effortlessly on layers of dried watercolour, graphite, artists' coloured pencils or coloured ink.

Highlights and light reflections are placed on areas on the picture where the imaginary light hits the highest part of an object. An artist usually specifies the direction of the imaginary natural light before starting to work. In the picture on the right, the light is coming from above, resulting in the shadows on the underside of the animal's torso. In the picture below, you can see that the artist portrayed both natural and artificial light sources in a balanced manner.



# Techniques

## Creative techniques

White Pitt Artist Pens not only are excellent for drawing, but also can be used for painting.

The white Pitt Artist Pen with the 2.5 mm bullet nib is ideal for the technique described below.

You can create an interesting effect by spraying water directly onto the nib of a pen held vertically. The liquid carrying pigments will drip onto the substrate to form circular ink spots.


If you spray water directly onto the white India ink immediately after applying the ink, the pigments will be suspended in the water film and spread on the substrate in a painterly manner. By turning and tilting the substrate, you can make the liquid ink flow. After drying, the ink will produce very light, transparent tones.

However, it is not possible to create this effect when the India ink has dried completely.

For these techniques, we recommend using for example a canvas (on a stretcher frame) as the use of liquid may cause paper to become wrinkly and out of shape.



## Calligraphy



Calligraphy is the art of beautiful handwriting and can be used for both artistic and decorative purposes. Calligraphy has been a popular trend for many years now in the form of handlettering.

The Pitt Artist Pen Calligraphy has a wedge-shaped nib, which allows the user to draw different kinds of lettering by varying the pen's position and angle. We recommend applying more pressure when drawing vertical downward strokes, and less pressure when drawing upward strokes. Practising strokes with varying pressure will help you gain confidence in writing alphabets and slowly develop your own handwriting.

With a bit of practice, you can create elaborate lettering with the Pitt Artist Pen brush too.




# Mixed Media

## Collages

The mix of material is the essence of collages. The art of collage lies in creatively putting together an eclectic mix of media, such as found items, fabrics and calligraphic elements.

The techniques shown provide artists a wide range of creative design elements to work with. White Pitt Artist Pens give monochrome pictures a touch of extravagance as well as polish up coloured paintings through accents and white underpaintings.



## White + black or colour

The white Pitt Artist Pens are an excellent match for all coloured Pitt Artist Pens. Together with the wide variety of nibs available for the black Pitt Artist Pens, they enable artists to create exceptional monochrome illustrations with great depth.



