

**TWINS<sup>3</sup>**  
**QUICK START**  
**GUIDE**



## FIND THE FULL MANUAL IN YOUR OWN LANGUAGE ON OUR WEBSITE

- NL** Vind de handleiding in je eigen taal op onze website
- DE** Auf unserer Website findest du ein Handbuch in deiner Sprache
- IT** Cerca il manuale nella tua lingua sul nostro sito Web
- ES** En nuestro sitio web podrás encontrar el manual en tu idioma
- PT** Podes encontrar o manual no teu idioma no nosso site
- FR** Retrouve le mode d'emploi dans ta propre langue sur notre site web
- PL** Instrukcję w swoim języku znajdziesz na naszej stronie
- RO** Găsiți manualul în limba dvs. pe website-ul nostru
- GR** Βρείτε το εγχειρίδιο στη γλώσσα σας στην τοποθεσία μας στο Web

**[www.freshnrebel.com](http://www.freshnrebel.com)**




**FRESH 'N REBEL**



## **WE ARE FRESH 'N REBEL**

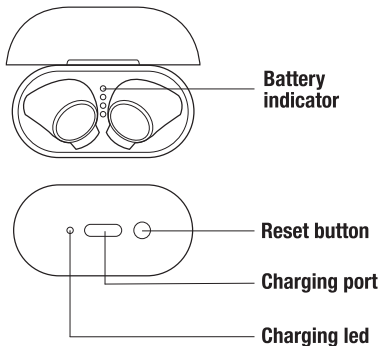
We share a genuine and never-ending love for music, fashion and colours, and are bold at heart. We create mobile must-haves that people want to be seen with and really complement someone's style.

Fresh 'n Rebel was born in Rotterdam and is still based in this creative and raw soul of the Netherlands. Our urban designs are made for those who dare to go for the unknown and want to surround themselves with good quality and the finest details as much as we do.



# LET'S GET STARTED

---



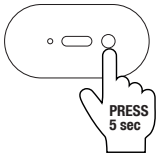
# FIRST TIME PAIRING

---

Press and hold the reset button for 5 seconds before connecting your device for the first time to your Twins<sup>3</sup>.

Every next time you take the earbuds out of the charging box, they will automatically turn on and connect to your phone within seconds. When you put them back, they will disconnect and turn off.

A.

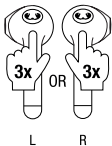
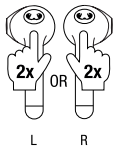


B.



# TOUCH CONTROLS

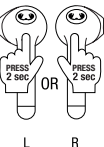
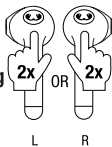
---





---

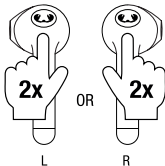
**Incoming call**



**Decline call**

---

**Hang up call**



# LED BEHAVIOUR

---

## Earbuds

- Blinking very slowly → Connected
- Blinking → Earbuds are reconnecting to each other
- Blinking very fast → Searching for connection

## Case (outside)

- Blinking very slowly → charging with cable or wirelessly
- On → done charging

## Case (inside)

- Battery indicator:
  - 1 LED      blinking      Case needs to be charged
  - 1 LED      0-25%      Battery remaining in case
  - 2 LEDs     25-50%     Battery remaining in case
  - 3 LEDs     50-75%     Battery remaining in case
  - 4 LEDs     75-100%    Battery remaining in case

# FEATURES

---

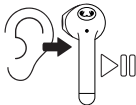
**Playtime  
earbuds:**



**6 HOURS**

---

**In-ear  
sensors:**




**Recharging  
earbuds:**



**1.5 HOURS**


---

**Total playtime:**



6 HOURS

+



21 HOURS

=

**27**

HOURS

At average use for music and phone calls at 50% volume.

---

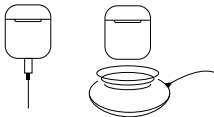
**Double Master:**



Use the left and right earbuds separately or together.

---

**Wired & wireless charging**



USB-C cable included. Charging pad not included.

# FAQ

---

## **What is Double Master?**

- The Double Master functionality means that both earbuds have a built-in microphone, so you can use the earbuds individually (either the right or the left one) or both of them as a pair for stereo sound.
- Single Master means you can use only the right earbud individually or the right and left earbuds together. You can never use the left earbud separately from the right earbud.

## **I can't seem to get touch control to work, what should I do?**

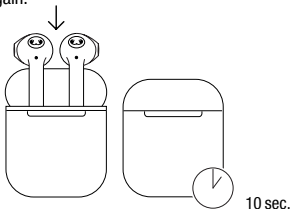
- Aim for the LED and try touching with a bit more force.

## **My earbuds don't turn off automatically when I put them back in the charging case, what can I do?**

- Is 1 LED blinking inside the charging case? Then the battery level of the case is too low to connect to the earbuds and automatically turns them off. Charge the case and the issue will be solved.

## One of my earbuds doesn't work anymore, what can I do?

- Put the earbuds back in the charging case, close the case and wait 10 seconds before trying again.



## How can I reset my Twins<sup>3</sup>?

- Hold the reset button until the outside LED is blinking 3 times. Your Twins<sup>3</sup> will reset.

Hereby, Sitecom declares that this radio equipment is in compliance with Directive 2014/53/EU.

The full text of the EU declaration of conformity is available at the following internet address: [www.freshnrebel.com](http://www.freshnrebel.com)  
Operating frequency band: 2400 to 2483.5 MHz. Maximum radio-frequency power transmitted: 4.6 dBm / 5 mW

Sitecom verklaart hierbij dat dit radioapparaat voldoet aan de richtlijn 2014/53/EU.

De volledige tekst van de EG-verklaring van overeenstemming is beschikbaar op: [www.freshnrebel.com](http://www.freshnrebel.com)

Gebruikte frequentieband: 2400 tot 2483.5 MHz. Maximaal uitgezonden radiofrequentievermogen: 4.6 dBm / 5 mW

Hiermit erklärt Sitecom, dass der Funkanlagentyp der Richtlinie 2014/53/EU entspricht.

Der vollständige Text der EU-Konformitätserklärung ist unter der folgenden Internetadresse verfügbar: [www.freshnrebel.com](http://www.freshnrebel.com)

Betriebsfrequenzband: 2400 bis 2483.5 MHz. Maximale übertragene HF-Leistung: 4.6 dBm / 5 mW

Sitecom dichiara che questa apparecchiatura radio è conforme alla Direttiva 2014/53/UE.

Il testo completo della dichiarazione di conformità UE è disponibile al seguente indirizzo Internet: [www.freshnrebel.com](http://www.freshnrebel.com)

Banda di frequenza di funzionamento: da 2400 a 2483.5 MHz. Potenza massima delle frequenze radio trasmesse: 4.6 dBm / 5 mW

Por la presente, Sitecom declara que este equipo de radio cumple con la normativa europea 2014/53/EU.

El texto completo de la declaración UE de conformidad está disponible en la siguiente dirección de internet: [www.freshnrebel.com](http://www.freshnrebel.com)

Banda de frecuencia de funcionamiento: 2400 a 2483.5 MHz. Potencia de radiofrecuencia máxima transmitida: 4.6 dBm / 5 mW

A Sitecom vem por este meio declarar que este equipamento de rádio cumpre o disposto na Diretiva 2014/53/UE.

A versão integral da declaração de conformidade da UE está disponível na internet no seguinte endereço: [www.freshnrebel.com](http://www.freshnrebel.com)

Banda de frequência de funcionamento: 2400 a 2483.5 MHz. Potência de radiofrequência máxima transmitida: 4.6 dBm / 5 mW

Sitecom déclare par la présente que cet équipement radioélectrique est en conformité avec la Directive 2014/53/UE.

Le texte intégral de la déclaration de conformité de l'UE est disponible à l'adresse internet suivante : [www.freshnrebel.com](http://www.freshnrebel.com)

Bande de fréquences opérationnelle : 2400 à 2483.5 MHz. Puissance fréquence radio maximale transmise : 4.6 dBm / 5 mW

Firma Sitecom niniejszym oświadcza, że urządzenie radiowe spełnia wymagania dyrektywy 2014/53/UE.

Pełny tekst deklaracji zgodności UE dostępny jest pod adresem internetowym: [www.freshnrebel.com](http://www.freshnrebel.com)

Pasma częstotliwości pracy: 2400 do 2483.5 MHz. Maksymalna moc nadawanego sygnału radiowego: 4.6 dBm / 5 mW

Prin prezenta, Sitecom declară că acest echipament radio este în conformitate cu prevederile Directivei 53/2014/UE.

Textul complet al declarației de conformitate UE este disponibil la următoarea adresă de internet: [www.freshnrebel.com](http://www.freshnrebel.com).

Bandă de frecvență de funcționare: 2400 - 2483.5 MHz. Putere maximă de frecvență radio transmisă: 4.6 dBm / 5 mW

Με το παρόν, η Sitecom δηλώνει ότι αυτός ο ραδιοεξοπλισμός συμμορφώνεται με την Οδηγία 2014/53/Ε.

Το πλήρες κείμενο της δήλωσης συμμόρφωσης για την ΕΕ διατίθεται στην ακόλουθη διεύθυνση Internet: [www.freshnrebel.com](http://www.freshnrebel.com)

Ζώνη συχνοτήτων λειτουργίας: 2400 έως 2483.5 MHz. Μέγιστη ισχύς μετάδοσης ραδιοσυχνότητας: 4.6 dBm / 5 mW



**FRESH 'N REBEL**

freshnrebel.com

#freshnrebel

**Keep in touch:**

