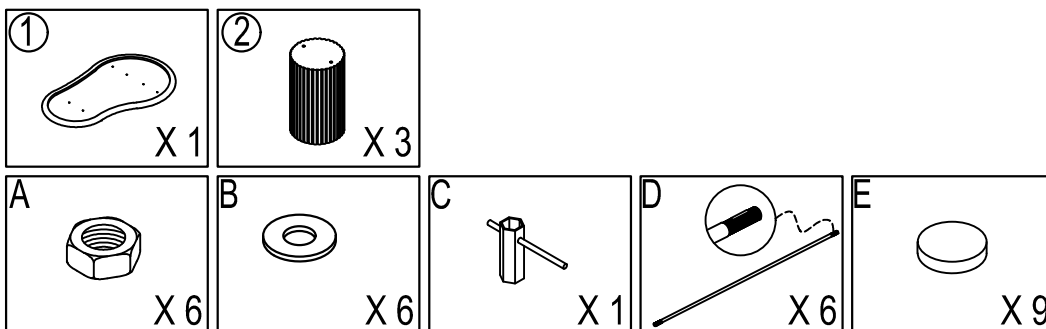
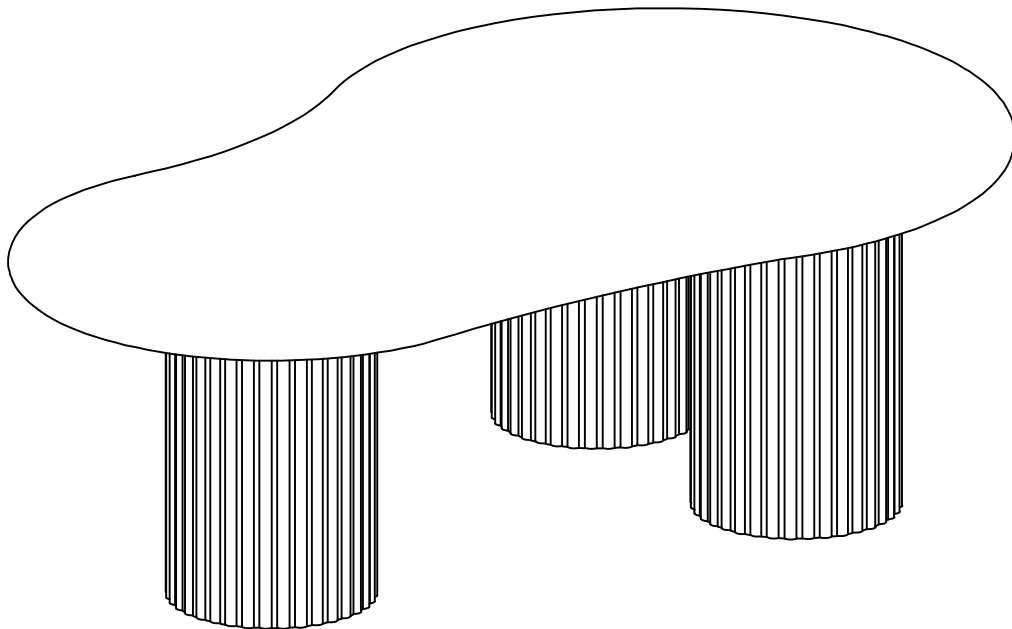


# MILTON & OLDBROOK

Modelname: Tornio - Itemnr: MIFU000135

## INSTRUCTIONS

Thank you for purchasing this quality product. Be sure to check all packing material carefully for small parts that may have come loose inside the carton during shipment.





**WARNING! TO REDUCE THE RISK OF SERIOUS INJURY, READ THE FOLLOWING SAFETY INSTRUCTIONS BEFORE ASSEMBLING AND USING THE PRODUCT.**

Please read and understand this entire manual before attempting to assemble, operate, or install the product.

Any assembly or maintenance of the product must be carried out by adults only.

Some parts may contain sharp edges. Wear protective gloves if necessary.

To prevent damage, place all parts on a level surface during assembly. Add a layer of protective surface if needed.

Due to the nature of steel, surface oxidation (rusting) will occur if this protective coating is scratched. This is a natural process. To minimize this condition, it is recommended that care be taken when assembling and handling the product in order to prevent the paint from being scratched.

Don't attempt to repair or modify parts that are broken or defective. Please contact the seller immediately.

Please remove hardware from the box and sort by size.


Please check to see that all hardware and other parts are present before assembly.

Please follow all the instructions in the same sequence as numbered to assure a fast and easy assembly.


Don't use this product until all bolts, screws and knobs are firmly secured.




Read through the instructions carefully before you begin.



Make sure you have all the required tools. Never use power tools unless instructed.



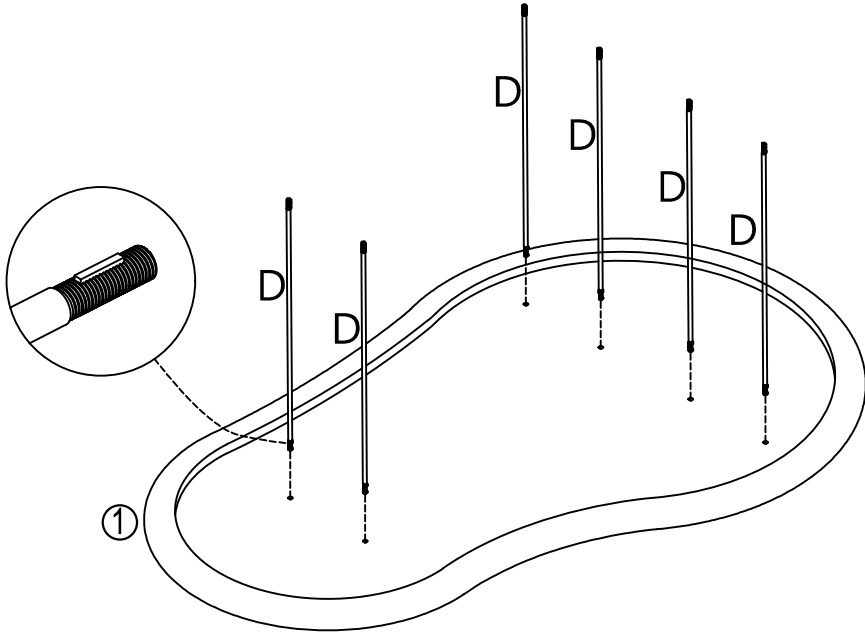
Identify and lay out all of the components before assembling.



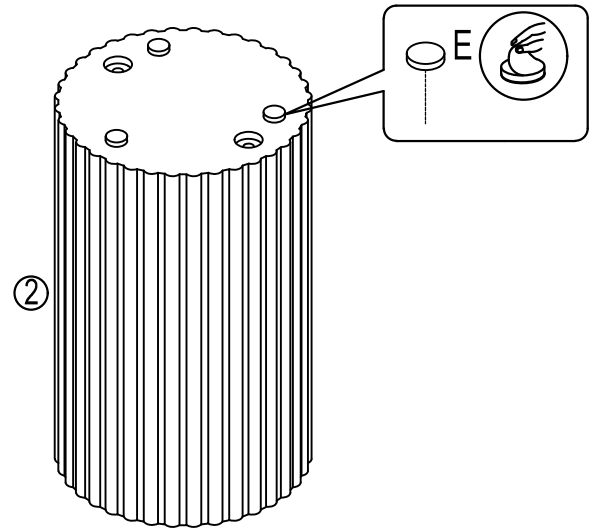
Unless instructed, do not fully tighten screws until the item is fully assembled.



1.



2.



3.

