


# INSTRUCTIONS

## LEARN TO MAKE NAILS WITH ME

Full colour and lustre  
Color lasts 30 days



1. Clean the nail surface



2. apply base gel 60 seconds of illumination




3. First the coloured nail varnish 60 seconds of illumination



4. Second time coloured nail varnish 60 seconds of illumination



5. Apply top coat 60 seconds of illumination



6. Complete

## Quick Builder Gel Step



1: Choose the right nail form




2: Squeeze the builder gel




3: Brushes to cleanser water



4: Apply the builder gel evenly with a brush



5: Stick the nail form on the nail, Put the drying lamp in 60 seconds



6: Remove the nail form, polish the nail, finish

## Nail Drill Instructions



1



2



3



4

Top coat: Nail lamp drying 90 seconds  
Base gel: Nail lamp drying 60 seconds  
Builder gel: Nail lamp drying 120 seconds  
Color gel: Nail lamp drying 60 seconds



1. Polishing nails



2. Apply primer



3. Apply extension glue



4. Nail lamp drying for 60 seconds



5. Apply again extension gel



6. Nail lamp drying for 60 seconds



7. Polishing nails



8. Complete