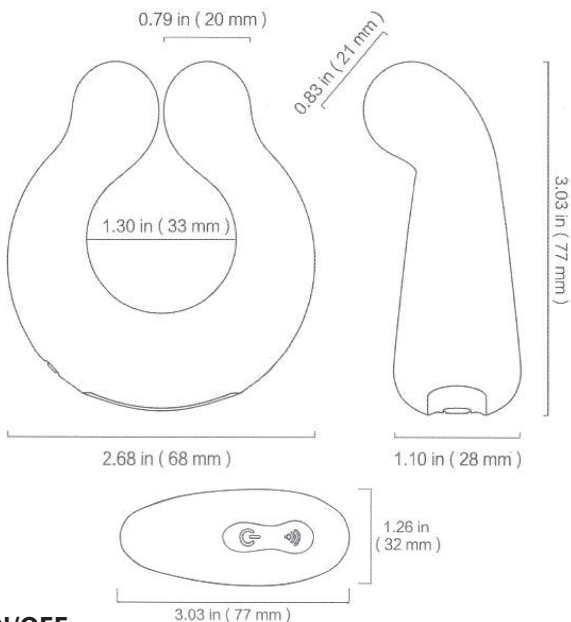




VIBRATING COCK RING

QUICK START GUIDE

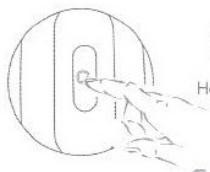
1- SIZE



2- ON/OFF

Vibrator:

Remote:







3- DISTANCE


Remote control distance:
5-10m



4- CHANGE PATTERN



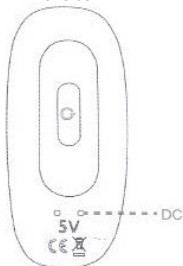
- Hold  (on the vibrator) 3s to place it into Standby condition.
- Hold  (on the remote) for 3s to turn on, then press  to switch patterns.
- Hold  3s to pause while vibrating. You can restart the device with the remote directly within 20 minutes, otherwise it will be off. Repeat all above to turn it on.

*The vibrator can work independently without the remote. Just press  again to change patterns after standby, and hold for 3s to turn off.

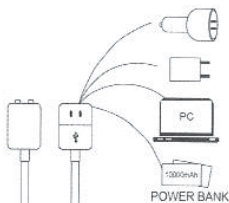
5- USB MAGNETIC CHARGING

* Warning: Please do not use adapter with ">5V" output.

1- Vibrator



2- Remote



6- PRODUCT CLEANING

- * Clean Please clean product with warm water or antibacterial soap.
- * Wipe Dry product with clean cloth or towel.
- * Store Keep the product in a cool, dry and clean place.
- * Attention Never clean this product with organic cleaner containing alcohol, gasoline or acetone. Avoid direct sunlight.

7- SAFETY

- * Do not use it at temperature over 75°C (167°F).
- * Stop using when any discomfort occurs.
- * It is recommended to use it with water-based lubricant.
- * Do not use it if you find the product unsmooth or damaged.
- * Keep it out of reach of children.



MADE IN CHINA