


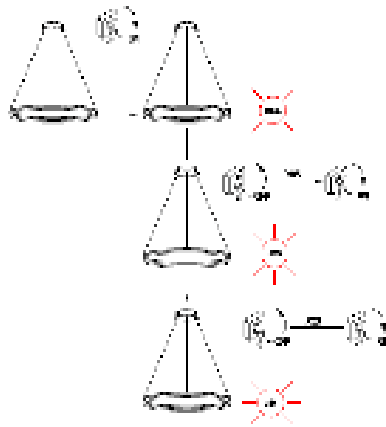
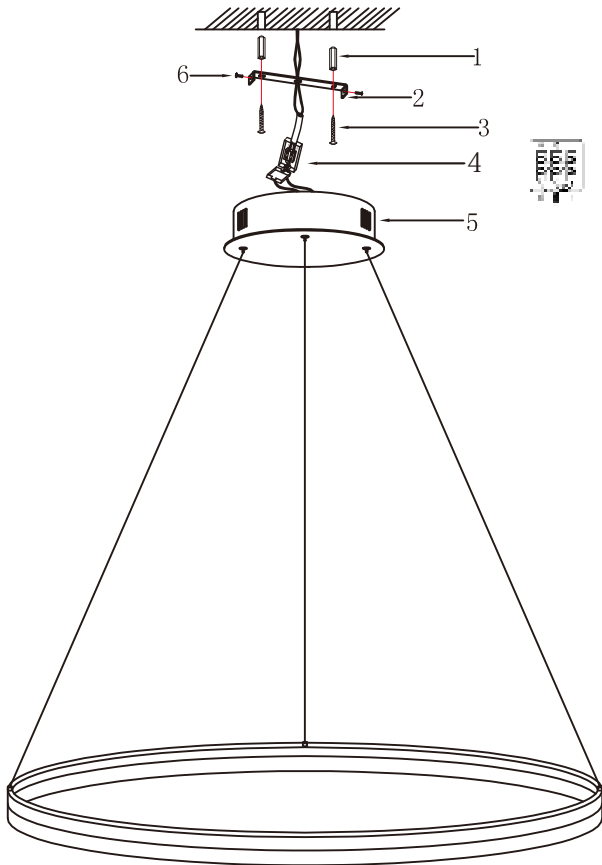
# INSTRUCTION MANUAL



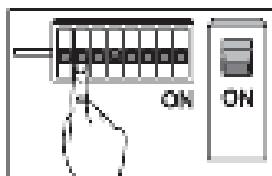
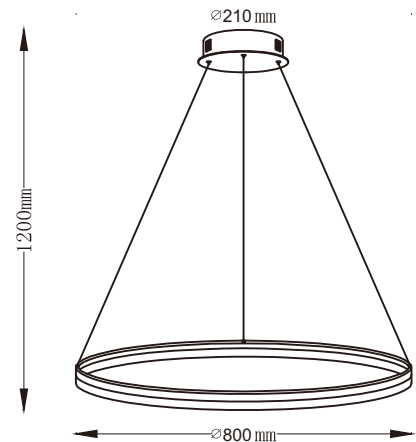
Anello HL 80 Gold  
104439



Pendant lamp  
incl. QL7001011  
200lmx36 Module  
6777lm Lamp  
1.6Wx36 LED  
220-240V~50Hz  
2700K  
CRI > 80  
30000 h  
15000 ON/OFF



Overall Sizes:



**FittinQ B.V.**

Smaragdweg 52, 5527 LB Hapert, The Netherlands  
www.qazqa.nl

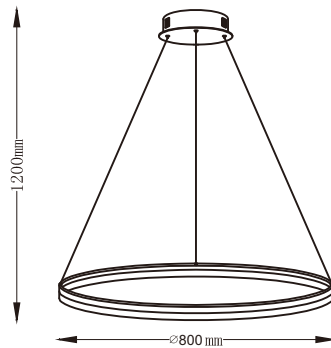
QAZQA

# 104439

1.6Wx36 LED

incl. LED Board: QL7001011

220-240V~50Hz



|   | QR | EAN            |
|---|----|----------------|
| <p>(DE) Dieses Produkt enthält eine Lichtquelle der Energieeffizienzklasse E<br/>(EN) This product contains a light source of energy efficiency class E<br/>(FR) Ce produit comprend une source de lumière de classe d'efficience énergrgétique E<br/>(NL) Dit product bevat een lichtbron van energie-efficiëntieklasse E<br/>(PL) Produkt ten zawiera źródło światła o klasie efektywności energetycznej E<br/>(NO) Dette produktet inneholder en lyskilde i energieffektivetsklasse E<br/>(DK) Dette produkt indeholder en lyskilde af energieeffektklasse E<br/>(SE) Denna produkt innehåller en ljuskälla i energieffektivitetsklass E<br/>(FI) Tämä tuote sisältää energiatehokkuusluokan E valonlähteen<br/>(IT) Questo prodotto contiene una sorgente luminosa della classe di efficienza energetica E<br/>(ES) Este producto contiene una fuente de luz de la clase de eficiencia energética E<br/>(CZ) Tento výrobek obsahuje světelný zdroj třídy energetic é účinnosti E<br/>(PT) Este produto contém uma fonte de luz da classe de eficiência energética E<br/>(GR) Αυτό το προϊόν περιέχει μια φωτεινή πηγή ενεργειακής απόδοσης κλάσης E<br/>(SK) Tento výrobok obsahuje zdroj svetla triedy energetic ej efektivity E</p> |    | 08718881127670 |

|  |  |
|--|--|
|  | <p>(DE) Durch einen Fachmann austauschbare Lichtquelle (nur LED)<br/>(EN) Replaceable (LED only) light source by a professional.<br/>(FR) Source de lumière remplaçable (LED uniquement) par un professionnel.<br/>(NL) Lichtbron (alleen led) te vervangen door een professional.<br/>(PL) Wymienne (tylko LED) źródło światła wykonane przez profesjonalistę.<br/>(NO) Utskiftbar ( un LED) lyskilde av en profesjonell.<br/>(DK) Udskifelig lyskilde (kkun LED), udskies af en elektriker.<br/>(SE) Ljuskälla (endast LED) utbytbar genom fackman.<br/>(FI) Ammattilainen oi vaihtaa vaihdedavan (vain LED) valonlähteen.<br/>(IT) Sorgente luminosa (solo LED) sostituibile da un professionista.I<br/>(ES) Fuente de luz (solo LED) sustituible por un profesional.<br/>(CZ) Vyměnitelný (pouze LED) světelný zdroj odborníkem.<br/>(PT) Luz LED (apenas LED) substituí el por um profissional.<br/>(GR) Η πηγή φωτός (μόνο LED) να αντικαθίσταται από επαγγελματία.<br/>(SK) Zdroj svetla (iba LED) vymeniteľný prostredníctvom odborníka.</p> |
|--|--|

|  |  |
|--|--|
|  | <p>(DE) Durch einen Fachmann austauschbares Betriebsgerät.<br/>(EN) Replaceable control gear by a professional.<br/>(FR) Contrôleur remplaçable par un professionnel.<br/>(NL) Voorschakelapparatuur te vervangen door een professional.<br/>(PL) Wymienny układ sterujący przez profesjonalistę.<br/>(NO) Utskiftbar ontrollutstyr av en profesjonell.<br/>(DK) Udskifelig igangsæterr, udskies af en elektriker.<br/>(SE) Styrdon utbytbar genom fackman.<br/>(FI) Ammattilainen oi vaihtaa vaihdedavaavat ohjausleet.<br/>(IT) Dispositi o di controllo sosstituibile da un ofessionista.<br/>(ES) Dispositi o de control susstituible por un ofesional.<br/>(CZ) Vyměnitelný předřadník odborníkem.<br/>(PT) Dispositi o de controlo subsstituel por um profissional.<br/>(GR) Ο εξοπλισμός ελέγχου να αντικαθίσταται από επαγγελματία.<br/>(SK) Predradník vymeniteľný prostredníctvom odborníka.</p> |
|--|--|

**FittinQ B.V.**

Smaragdweg 52, 5527 LB Hapert, The Netherlands  
www.qazqa.nl

QAZQA

# SAFETY INSTRUCTION

Please study the instruction manual and below information carefully before installing or using this product.  
Please keep this user manual for further reference

1. The luminaires may only be installed by authorized and qualified technicians according the valid regulations for electrical installation.
2. Maintenance of the luminaires is limited to their surfaces. During maintenance no moisture can come into contact with any areas of the terminal connections or voltage control parts.
3. The electrical supply must be switched off at the outset, preferably by means of a switch in the distribution box, before any installation, maintenance or repair work is undertaken.
4. Exterior lighting must not be installed during rain.
5. Take account of the minimal separation distance from other objects and the room required around the fitting.
6. If in any doubt, consult a professional, taking local installation requirements into account. Some countries stipulate that lighting may be installed only by registered installers.
7. Clamping screws in electrical connections must be adequately tightened. This is particularly the case with 12V low voltage conductors.
8. Clean with a clean, dry cloth or brush, use no solvents or abrasives. Avoid dampness on all electrical components
9. Take account of all available technical information.

## 10. Meaning of symbols:



For indoor use only, where direct contact with water is impossible



This icon indicates the level of water-proof and dust-proof



Protection Class I: the fitting must be earthed



Protection Class II: the fitting is doubled insulated and does not require earthing



Protection Class III: the fitting is low voltage



Minimum distance from lighted objects (meters)



The type of lamp and maximum size and wattage indicated in each lighting unit must not be exceed; different items require different kind of light sources with different bulb icons



The armature is designed to work only with the indicated voltage. Different items require different working voltage.



The luminaire can be used in combination with a dimmer

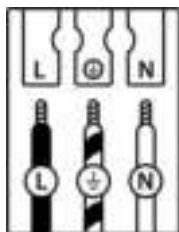


The reference light angle and light space of the luminaire



This luminaire cannot be disposed together with normal domestic waste in standard rubbish can, but you have to bring it to a staging area for electrical waste

## 11. Take note of the symbols when connecting wires:



|          | (DE)                  | (GB)              | (FR)                             | (NL)                    | (PL)                | (NO)               | (DK)                |
|----------|-----------------------|-------------------|----------------------------------|-------------------------|---------------------|--------------------|---------------------|
| <b>L</b> | Stromführender Leiter | Live conductor    | Conducteur                       | Spanningvoerende draad  | Przewód prądowy     | Strømførende leder | Strømførende leder  |
|          | Schutzleiter          | Earth conductor   | Conducteur de protection (terre) | Aardkabel               | Przewód uziemiający | Jordledningen      | Jordledningen       |
| <b>N</b> | Neutralleiter         | Neutral conductor | Conducteur neutre                | Nulleider               | Przewód zerowy      | Nøytralleider      | Neutralleider       |
|          | (SE)                  | (FI)              | (IT)                             | (ES)                    | (CZ)                | (PT)               | (GR)                |
| <b>L</b> | Strömförande ledare   | Virtajohdin       | Conduttore sotto tensione        | Conductor de corriente  | Vodič pod napětím   | Condutor vivo      | Ρευματοφόρος αγωγός |
|          | Skyddsledare          | Suojajohdin       | Conduttore di terra              | Conductor de protección | Ochranný vodič      | Condutor de terra  | Αγωγός γείωσης      |
| <b>N</b> | Neutralledare         | Nollajohdin       | Conduttore neutro                | Conductor neutro        | Neutrální vodič     | Condutor neutro    | Ουδέτερος αγωγός    |

## FittinQ B.V.

Smaragdweg 52, 5527 LB Hapert, The Netherlands  
www.qazqa.nl

QAZQA