



3.1101.617060.0000000

原材料 机乐堂 JR-QP194 璀璨系列22.5W移动电源10000mAh 说明书 V1.0

尺寸：60x90mm

材质：128g铜版纸+正反单色印刷+风琴折

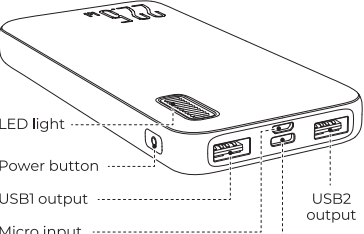



User Manual
Dazzling Series 22.5W Power Bank 10000mAh

Product introduction

The product is a 22.5W portable power bank with 2 input ports and 3 output ports. It can charge 3 devices simultaneously. It supports PD3.0, QC3.0, Samsung AFC, Huawei FCP and SCP superfast charge protocols and more. It provides fast charging for mobile phones, tablets, e-book readers, watches, game consoles, etc. The 4-color LED light shows remaining power accurately. The product has a built-in smart chip and a variety of safety protections such as over-charge, over-discharge, over-voltage and over-temperature protection, etc.

Diagram



Parameters

Model	JR-QP194
Battery Capacity	10000mAh 3.7V (37Wh)
Rated Capacity	5800mAh (5V 3A)
Energy conversion rate	≥80%
Type-C Input	5V 3A 9V 2A 12V 1.5A
Type-C Output	5V 3A 9V 2.22A 12V 1.67A
USB1/2 Output	5V 3A 4.5V 5A 5V 4.5A 9V 2A 12V 1.5A
Micro Input	5V 2A 9V 2A 12V 1.5A
Total Output	5V 3A(MAX)
Material	ABS+PC fireproof material
Size	146.5*70*16mm
Net Weight	237g

Packing list

- Power bank x1
- Charging Cable x1
- Manual & Warranty card x1

Operation instructions

1. Power on

- Press the button once to power it on.
- Connect device to have it automatically power on.

2. LED light

- In power-on status, you can check the remaining power capacity.
 - 100% ██████████
 - 75% ████████
 - 50% ███████
 - 25% █████
- If no device is connected in 30s, the product will enter sleep mode and the LED light will turn off automatically.

3. Using environment

Using ambient temperature: 0°C to 40°C, non-tropical area
Storage ambient temperature: 0°C to 40°C

4. Recharge the power bank

Use a USB to Type-C or USB to Micro cable to connect the Type-C or Micro input of the power bank with the charger. The LED light keeps flashing which means the power bank is being recharged. When it is fully recharged, the LED light will stop flashing and be constant on.

Please recharge the product with a charging cable and charger of nominal specifications.

Warm reminders

- Please fully charge the power bank when using it for the first time.
- Please pull out the charging cable in time after fully charged to avoid energy loss.
- Please use suitable cables and accessories to make the power bank function normally.
- Do not drop, impact, disassemble the product or try to repair it by yourself.
- Do not store the product in a wet place or immerse it in water.
- Do not expose or store the product near a heat source or flammable materials.
- Do not leave this product in the car. The high temperature of sunlight will damage the product.
- Please keep it out of the reach of children to avoid improper use.
- Do not put any foreign object into the USB/Type-C input/output ports of the product to avoid short circuit or damage.
- Please charge the power bank fully at least once every four months to prolong its service life.
- Please stop using the product in case of swelling, leakage, deformation of battery and other abnormalities.
- Do not disassemble the product by yourself. Any shortened service life or damage caused by improper use or storage of the product by customer will not be borne by our company.
- Avoid using chargers with excessive output current or load.

After-sale service regulations:

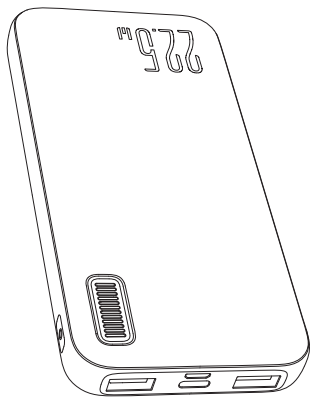
- Consulting service: Please read the User Manual carefully before using the product and keep it for future use.
- Replacement service: The company undertakes that if there is product failure within 7 days from the date of purchase that is not caused by human error, the customer can choose between replacement and repair freely (if the appearance is in good condition, it will be repaired) provided that the product, its accessories and packaging are complete and in good condition. The customer can ask the local authorized dealer to deal with it.
- Warranty service: In case of product failure within the warranty period that is not caused by human error, free warranty service will be provided within one year. In case of product failure caused by human error, we will charge for relevant repairing.
- Charged repairing service: In case of product failure within one to three years from the date of purchase, charged repairing service will be provided. Users need to pay for the components, transportation and labor costs.

5. Warranty exceptions (you need to pay for relevant service):

- Expired the warranty period;
- There's alteration on the Warranty Card, or the serial number is inconsistent with the product itself;
- Product damage caused by accidents or human error (e.g.: customer fails to use, maintain and store the product according to the User Manual; incorrect installation, improper power supply, water intrusion, etc.)
- Failure to provide Warranty Card and valid invoice (except that you can prove that the product is within the warranty period).
- Product damage caused by force majeure, such as earthquake, fire disaster, flood, thunderstroke, etc.
- Product damage caused by disassembling, repairing or refitting the product without authorization.

Warranty Card

No.:	
Date of purchase:	
Customer:	
Dealer:	
Name:	Telephone:
Address:	
Batch number:	

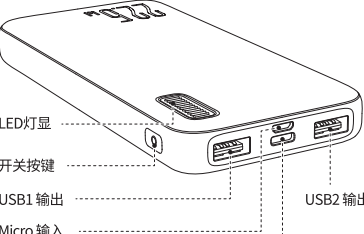



使用说明书
璀璨系列22.5W移动电源10000mAh

产品说明

本产品是一款22.5W自带(Type-C)线移动电源,有线充和无线充二合一充电功能,满足四台设备同时充电,可为手机、平板、电子书、手表、游戏机等设备充电,兼容多种快充协议,支持PD3.0、QC3.0、AFC及SCP超级快充等协议,15W磁吸无线充,超强磁力,精准对位,自带LED灯显,实时显示剩余电量,本产品内置智能芯片,具有过充、过放、过压、温度保护等多种安全保护电路。

产品介绍



产品规格

型号	JR-QP194
电池容量	10000mAh 3.7V (37Wh)
额定容量	5800mAh (5V 3A)
能量转换率	≥80%
Type-C输入	5V 3A 9V 2A 12V 1.5A
Type-C输出	5V 3A 9V 2.22A 12V 1.67A
USB1/2 输出	5V 3A 4.5V 5A 5V 4.5A 9V 2A 12V 1.5A
Micro 输入	5V 2A 9V 2A 12V 1.5A
总输出	5V 3A(MAX)
产品材质	ABS+PC 防火料
产品尺寸	146.5*70*16mm
产品净重	237g

包装清单

- 移动电源 x1
- 充电线 x1
- 说明书/保修卡 x1

使用说明

1. 开机说明

- 按键一次,即可开机。
- 接入设备,自动开机。

2. 灯显说明

- 开机状态下,可查看电源剩余电量。
- 若30秒无设备接入,进入休眠状态,LED灯显自动熄灭。

3. 使用环境

使用环境温度: 0°C至40°C非热带地区
储存环境: 0°C至40°C

4. 产品充电

使用充电器连接USB TO Type-C或USB TO Micro的数据线,插入本移动电源Type-C或Micro端口,LED灯显闪烁常亮,表示正在为移动电源充电,充满电后LED灯显停止闪烁,LED灯显常亮。

请选择符合产品标准规格的充电线和充电器为产品进行充电。

温馨提示

- 第一次使用本产品请将电量完全充满。
- 本产品充电完成后,请及时拔掉充电线,避免损耗。
- 为保证产品的正常使用,请务必使用正确的线材和配件。
- 严禁摔打、撞击、拆卸或尝试自行修复此产品。
- 请勿将移动电源放置在潮湿处及用水浸泡此产品。
- 严禁将此产品放置在热源易燃处。
- 请勿将此产品遗留在汽车中,阳光照射的高温会导致此产品损坏。
- 请将移动电源放置在儿童无法拿取的地方,避免儿童不当使用。
- 勿将任何异物插入产品USB/Type-c输入输出端口孔位,以免造成短路或损坏。
- 为避免长时间闲置损耗使用寿命,请至少每四个月对移动电源充一次完整的电。
- 如出现电池膨胀、漏液、变形等异常时,请停止使用。
- 请勿自行拆机,不正确操作会导致本产品寿命减低或损坏,因此带来的影响不属于保修责任或厂家责任,敬请谅解。
- 避免使用超出本产品输出电流的充电器或负载。

产品中有害物质的名称及含量

部件名称	有害物质或元素					
	铅 (Pb)	汞 (Hg)	镉 (Cd)	六价铬 (Cr(VI))	多溴联苯 (PBB)	多溴二苯醚 (PBDE)
电芯	X	○	○	○	○	○
PCB板	X	○	○	○	○	○

本表格依据SJ/T11364的规定编制

○:表示该有害物质在该部件所有均质材料中的含量均在GB/T 26572标准规定的限量要求以下。

X:表示该有害物质至少在该部件的某一均质材料中的含量超出GB/T 26572标准规定的限量要求,且目前业界没有成熟的替代方案,符合欧盟RoHS指令环保要求。

售后服务条例:

- 咨询服务:用户在使用产品前,请仔细阅读本产品的使用说明书。
- 包换服务:包换期内(自购机之日起七日内),正常使用出现了非人为故障,请保持产品,配件和包装的完整(若外观不损坏、做保修处理)经检查确认故障后,可选择换货或维修,用户可到当地授权经销商处联系并处理。
- 保修服务:保修期内,正常使用出现的非人为故障,均可享受免费保修服务(主机一年内免费保修,若人为损坏,做收费维修服务)。

产品保修卡

型号:	
购买日期:	
用户:	
购买商号:	
姓名:	电话:
地址:	
生产批号:	