



FRESH 'N REBEL

ROCKBOX **BOLD** XS

manual



Product codes:


1RB5100IG v1 001 | 1RB5100MM v1 001 | 1RB5100DP v1 001

1RB5100RR v1 001 | 1RB5100PB v1 001 | 1RB5100SG v1 001

Designed by and manufactured on behalf of:  
Sitecom Europe BV NL - 3011 TA, 6

## ROCKBOX BOLD XS

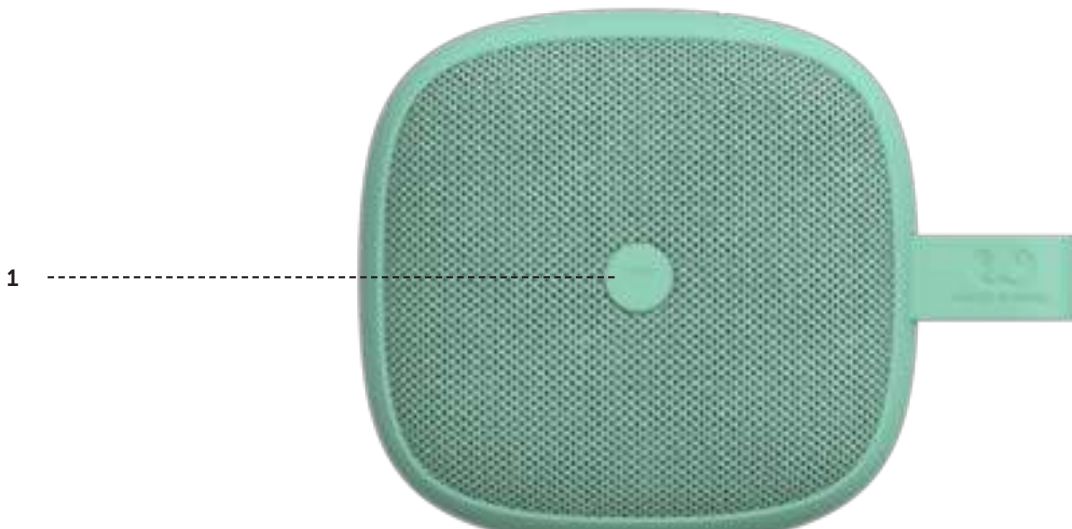
1. Micro USB
2. Battery/Charging LED
3. Audio in
4. Micro USB
5. Short press = Volume Down  
Long press = Previous Song
6. Power button
7. Short press = Volume Up  
Long press = Next Song



---

## BUTTONS

1. Short press = play / pause  
Short press = take / end calls  
Long press = decline calls



## READY TO ROCK? HERE IS HOW!

### 1. Charge the speaker with the Micro USB cable.

The power LED will turn red when the speaker is charging and will turn green when the speaker is fully charged.



### 2. Turn the speaker on.

At the side of the speaker, you will find the on/off button. Turn on the speaker.

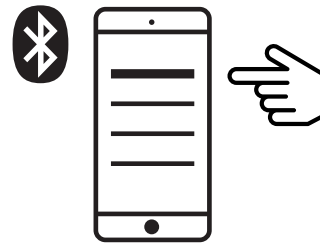


### 3. Bluetooth pairing mode.

The Bold XS will automatically go into Bluetooth pairing mode when there is no established Bluetooth connection.

### 4. Is the Bluetooth on your phone on?

Activate Bluetooth and select the speaker from the list of available devices. You'll hear a "bleep" when you're connected.



## TURN ON THE DOUBLE FUN MODE

### 1. Turn on the first speaker

You will find the on/off button at the side. Turn on the first speaker.

### 2. Turn on the second speaker

You will find the on/off button at the side. Turn on the second speaker.

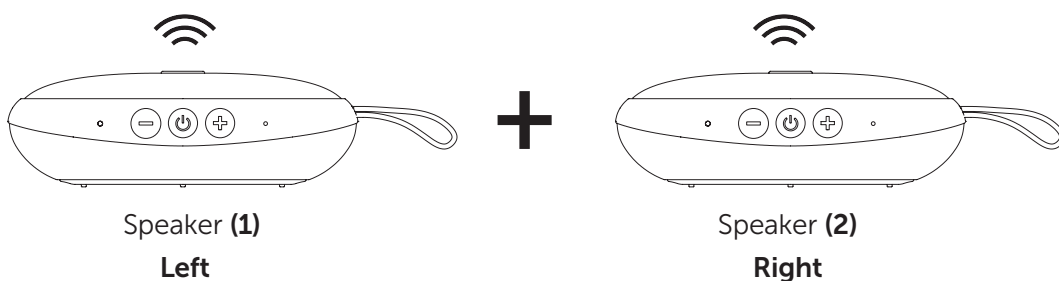
### 3. Prepare the first speaker for pairing

Press the + and - buttons on the second speaker for 5 seconds, you will hear a "bleep" confirming that both speakers have been paired correctly.

### 5. Turn on the Bluetooth on your phone/laptop/tablet

Activate Bluetooth and select the speaker from the list of available devices. You'll hear a beep when you're connected.

## NOW LISTEN IN "DOUBLE FUN MODE"!



**Trouble connecting?**

When turning the speaker on, it will try to reconnect to its previous device. If it can't find it, it will go into pairing mode

**Connect a different device?**

Disconnect other devices from the Bold XS, this will cause it to go into pairing mode automatically.

**Hearing a beep?**

The battery is getting low. We'll give you a warning when you have 20, 15 and 10 percent capacity left.

**The speaker turned off?**

The battery was below 5 percent. Charge the speaker to rock out again..

**The speaker went to sleep?**

You haven't played anything in the last 30 minutes or forgot to turn your speaker off? Turn your speaker off and on again to keep playing music.

**Need help with warranty?**

The standard 2 years store warranty is valid only upon presentation of the proof of purchase or copy hereof consisting of original invoice with the date of purchase and product code. Please contact the shop where you bought your Fresh 'n Rebel product to claim warranty. See also Warranty & Limitations.

**Is your question not included? We are here to help.**

Drop us a line: [helpme@freshnrebel.com](mailto:helpme@freshnrebel.com)

---

## IMPORTANT SAFETY INSTRUCTIONS



The safety guidelines are designed for you to get the maximum performance from your Fresh 'n Rebel product safely. To ensure reliable operation:

- Always follow all instructions and warnings closely.
- Read all instructions in the user manual carefully before operating the speaker.
- The Rockbox Bold XS speakers are all IPX5 certificated.  
**IMPORTANT:** To make sure that the Rockbox Bold XS is splash-waterproof, remove all cables from the speaker and close the rubber cover on the side; As soon as you expose the Rockbox Bold XS to liquids without doing this, this can cause permanent damage to the speaker. Do not expose the Rockbox Bold XS to water while charging. This can cause permanent damage to the speaker or battery.
- The speaker is defined as IPX5 because the speaker can be projected with water using a nozzle (6.3 mm) against the enclosure from any direction shall have no harmful effects.
- The Rockbox Bold XS does not like salt water. If the speaker still comes into contact with salt water, we advise you to rinse the speaker with tap water. To prevent salt from crystallizing on the drivers, controls or fabric casing.
- The system's splashwater-resistant performance is based on measurements under the conditions described herein. Please note that malfunctions due to water immersion caused by misuse are not covered by warranty.
- Do not attempt to modify or open the speaker. There are no serviceable parts inside and this will void your warranty.
- Do not operate the speaker in or near a significant heat source, heat vent, or under direct sunlight for long durations.
- The speaker should be used in environment ranging from 5 °C - 45°C (41°F - 113°F).
- Do not cover the speaker with paper or other materials. This may affect its cooling capacity.
- Do not place heavy objects on the speaker.
- Do not attempt to push objects into openings of the speaker
- Do not rely on your speaker for emergency communications.
- Keep your speaker away from medical devices, including pacemakers and hearing aids.
- Turn off your speaker in aircrafts. Using your speaker in an aircraft might affect aircraft operations and might be illegal.
- Keep a minimum distance of 5 mm around the speaker for sufficient ventilation.
- No naked flame sources, such as lighted candles, should be placed on the speaker.
- Attention should be drawn to the environmental aspects of battery disposal.
- The battery shall not be exposed to excessive heat such as sunshine, fire or the like.
- CAUTION: Danger of explosion if battery is incorrectly replaced. Replace only with the same or equivalent type.

**Warranty & Limitations**

We warranty the product against defects in material and workmanship under normal usage for a period of 2 year from the date of purchase. During that period, defective products may be offered for repair or replacement at the store where the product was bought. The warranty does not cover accidental damage, wear and tear, incidental loss, or use beyond the instructions in the user manual.

**Products specifications**

Output power: 1 x 5W  
DC input: Max. 5V/1A (micro USB)  
Battery capacity: 3.7V / 1800mAh  
Bluetooth: 4.2  
Size: 113 x 109 x 36.5 mm  
Product weight: 210 gram