

Dinosaurs



Schleich 

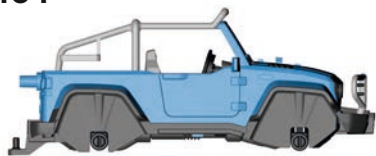
41464



10150901



41464



10151478 x 1



10130372 x 1



10151476 x 5



10130351 x 5



10130349 x 1



10151479 x 3



10130352 x 1



10130353 x 1



10134663 x 1



10130364 x 1



10130373 x 1



10127947 x 1



10127996 x 1



10131240 x 1



10131241 x 1



10131212 x 4



10151475 x 2



10127995 x 1



10150994 x 1




10150638 x 1



10129952 x 1



10150900 x 1




2



10151478




10130372


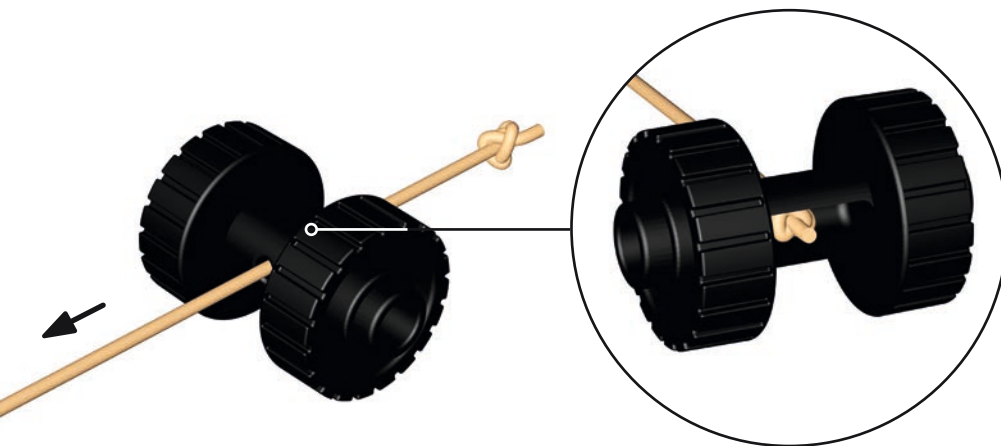

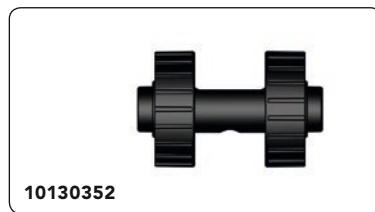
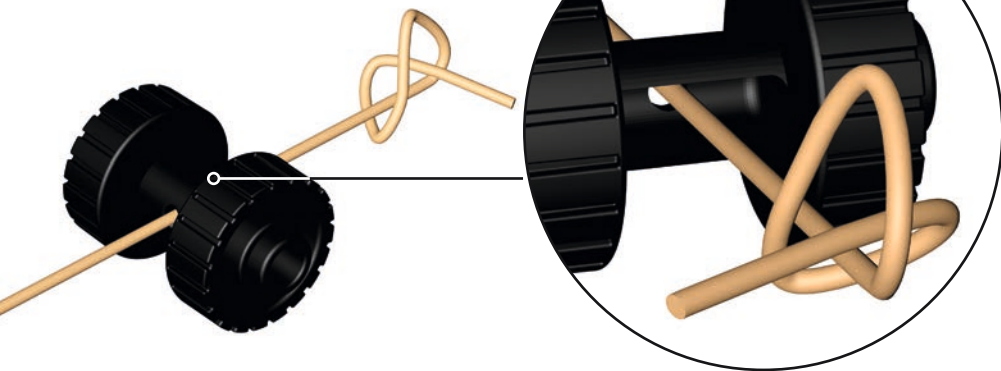


click



3



4




5



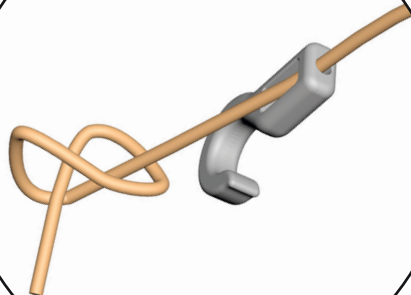
6




10134663



1



2



7



8






Diagram showing the rear view of the LEGO Technic car. Numbered arrows point to the following components:

1. Rear suspension assembly (left side)
2. Rear suspension assembly (right side)
3. Rear wheel hub and axle assembly
4. Rear wheel hub and axle assembly
5. Rear suspension assembly (left side)
6. Rear suspension assembly (right side)
7. Rear suspension assembly (left side)
8. Rear suspension assembly (right side)
9. Rear suspension assembly (left side)
10. Rear suspension assembly (right side)



10



11



12



click

click

click





10151479

3x

13

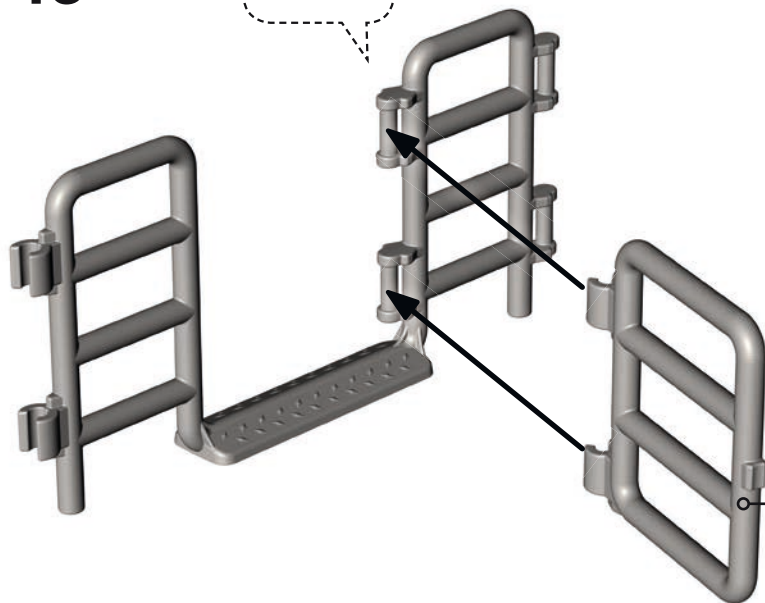


14




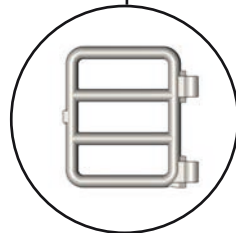
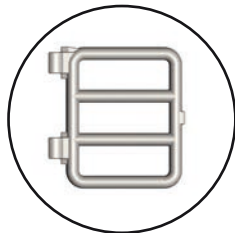
15

click



10131241

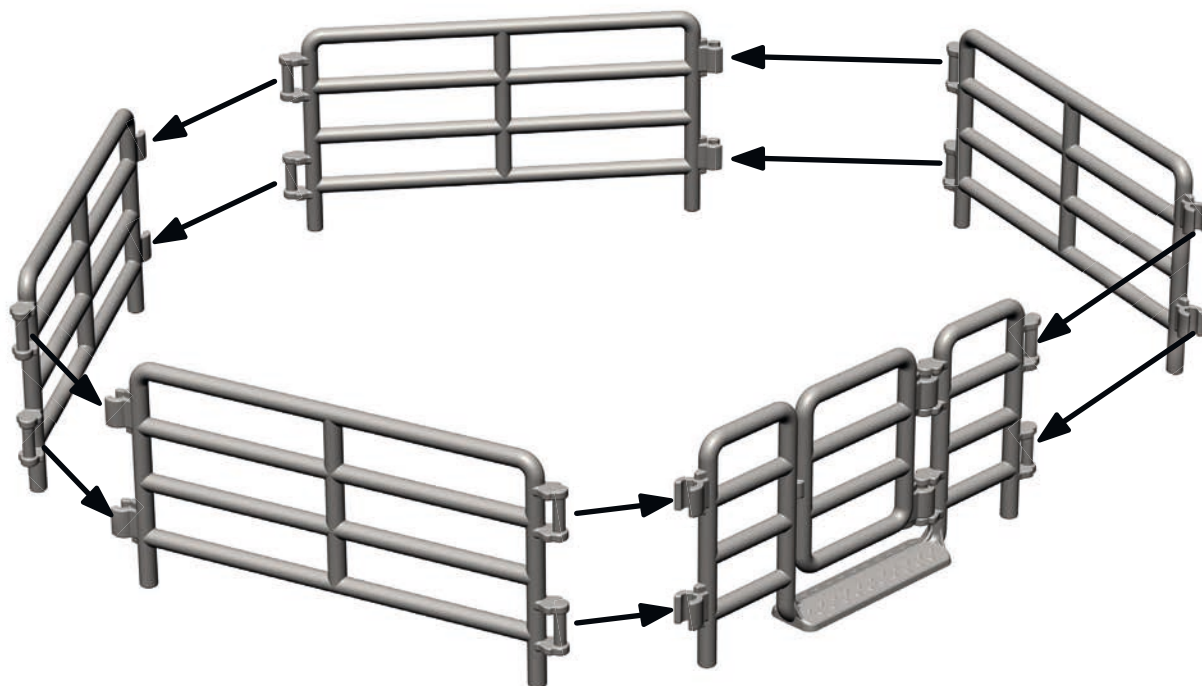
10131240





16



10131212



17




















Dinosaurs

Schleich 



41464



41462



41465

41466

