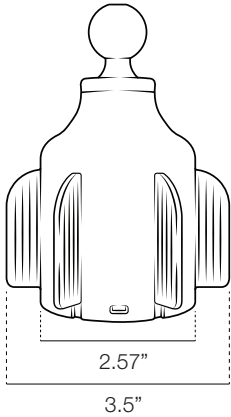




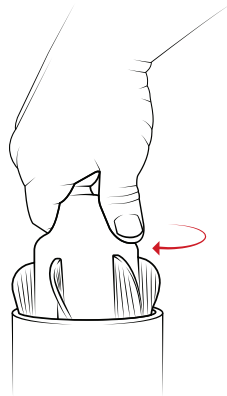
rammount.com
1.800.497.7479
support@rammount.com

RAM® Stubby™ Cup Holder Ball Base

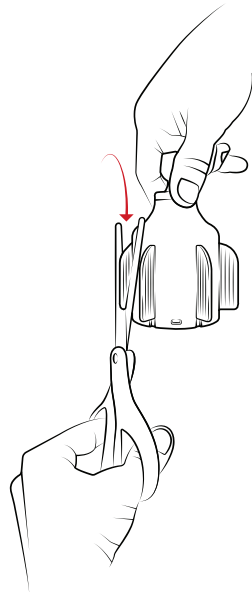
Cup range



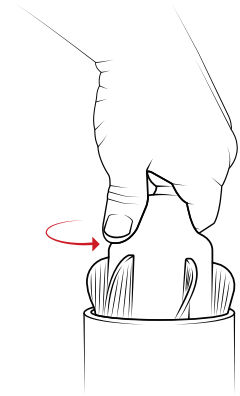
1 Insert and twist the Stubby™ into your cup holder to create proper friction.



2 If the Stubby™ is too tight, you can trim any of the rubber fins using scissors.



3 If the Stubby™ becomes loose over time, you can reverse the direction of the twist.



RPR-INS-299-4



rammount.com
1.800.497.7479
support@rammount.com

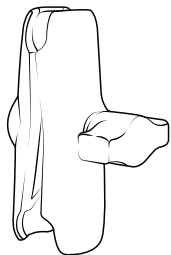
RAM® Stubby™ Cup Holder Ball Base

Arms

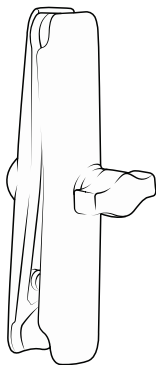
Short Socket Arm
RAP-B-201U-A



Standard Socket Arm
RAP-B-201U




Long Socket Arm
RAP-B-201U-C

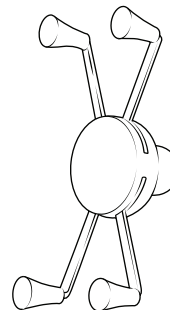


X-Grip® Cradles

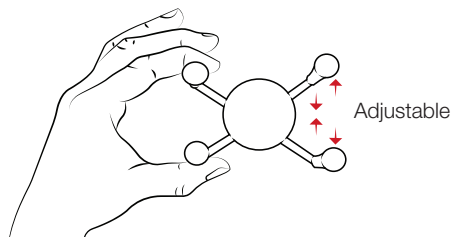

X-Grip® for Phones
RAM-HOL-UN7BU



X-Grip® for Large Phones
RAM-HOL-UN10BU



X-Grip® for 7"-8" Tablets
RAM-HOL-UN8BU



RPR-INS-299-4