




Mini Smart Socket Instruction

► What's in the Box

Home Control Outlet x 1
User Manual x 1

► At a Glance



1. Socket Panel
2. Flame Resistant Material
3. ON/OFF Button
4. Power Plug

Note: ON/OFF button can be used as restore button, long press can change the flashing speed and will restore your

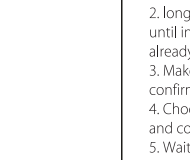
smart socket to factory defaults. Only do this if you are sure you want to erase all your settings.

► Parameters

Model Number: WP1
Rated Voltage: 110-240V
Rated Current: 10 A (Max)
AC Frequency: 50-60HZ
Working Temp.: -10 ~ 60°C
WIFI frequency: 2.4Ghz
Maximum Total Power Output: 2200W

► Install the "Smart Life" APP

1. You may find the "Smart Life" app on Apple App store, Google Play, or Scan the QR code below and install it;
2. Enter the register / log in interface, input the phone number for getting the verification code to register an account.



The free app "Smart Life" is compatible with mobile devices that support iOS 8.0 above, Android 4.4 above.

► Connecting Your Socket with APP

A. Easy Mode (Recommend)

1. Please make sure the mini socket has connected with electricity at the beginning, then open the "Smart Life" APP, tap the "ADD DEVICES" or the "+" at the upper right corner of the page and select "Electrical outlet";

2. long press on/off button of the device for 5 seconds until indicator light quickly flashed, the interface page already stepped into "Add Device" Page as the above;
3. Make sure the indicator light is flashing rapidly and confirm it in app;
4. Choose the local WIFI and enter the correct password and confirm;
5. Wait for configuring successfully, then tap "Done".

► Getting to Know "Smart Life" APP

A. Devices

You can add listed devices by tap the "+" at the top right at this page.

1. Switches

Switches allows you to turn on/off your device anywhere. As long as you have an internet connection you can control the device in your home. Tap to the icon at the upper right of the page, you are able to modify the device name or even create a group (If you have several device), which means you can turn multiple devices on or off at the same time.

2. Timer


You can set the devices on or off after the specific time as you want with this function.

3. Countdown

With the count down timer feature, you can automatically switches on/off the running household appliances.

4. Statistics

You can check the real-time and historical power consumption here if your device is built with energy monitoring function.

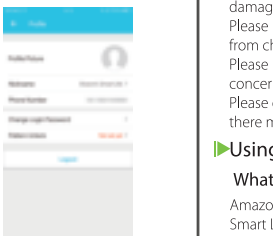


B. Scenes

With this function, you can create your characteristic as you want.

C. Profile

Profile is the entrance for the users to manage personal information, mainly show the following information:



► Safety Information

The device is recommended for use indoors and in a dry location only, power outlet shall be used within it's published outlet rating on the instructions.

Please contact seller for replacement if there is any damage caused by transportation.

Please plug in the socket in proper condition and away from children.

Please plug in the socket fully while using for safety concern.

Please do not disassemble or install the socket, otherwise there may cause product damaged or security risks.

► Using Amazon Echo Quick Guide

What You'll Need...

Amazon Alexa APP & Account
Smart Life APP & Account

► Safety Information

The device is recommended for use indoors and in a dry location only, power outlet shall be used within it's published outlet rating on the instructions.

Please contact seller for replacement if there is any damage caused by transportation.

Please plug in the socket in proper condition and away from children.

Please plug in the socket fully while using for safety concern.

Please do not disassemble or install the socket, otherwise there may cause product damaged or security risks.

► Using Amazon Echo Quick Guide

What You'll Need...

Amazon Alexa APP & Account
Smart Life APP & Account

► Safety Information

The device is recommended for use indoors and in a dry location only, power outlet shall be used within it's published outlet rating on the instructions.

Please contact seller for replacement if there is any damage caused by transportation.

Please plug in the socket in proper condition and away from children.

Please plug in the socket fully while using for safety concern.

Please do not disassemble or install the socket, otherwise there may cause product damaged or security risks.

► Using Amazon Echo Quick Guide

What You'll Need...

Amazon Alexa APP & Account
Smart Life APP & Account

► Safety Information

The device is recommended for use indoors and in a dry location only, power outlet shall be used within it's published outlet rating on the instructions.

Please contact seller for replacement if there is any damage caused by transportation.

Please plug in the socket in proper condition and away from children.

Please plug in the socket fully while using for safety concern.

Please do not disassemble or install the socket, otherwise there may cause product damaged or security risks.

► Using Amazon Echo Quick Guide

What You'll Need...

Amazon Alexa APP & Account
Smart Life APP & Account

► Safety Information

The device is recommended for use indoors and in a dry location only, power outlet shall be used within it's published outlet rating on the instructions.

Please contact seller for replacement if there is any damage caused by transportation.

Please plug in the socket in proper condition and away from children.

Please plug in the socket fully while using for safety concern.

Please do not disassemble or install the socket, otherwise there may cause product damaged or security risks.

► Using Amazon Echo Quick Guide

What You'll Need...

Amazon Alexa APP & Account
Smart Life APP & Account

► Safety Information

The device is recommended for use indoors and in a dry location only, power outlet shall be used within it's published outlet rating on the instructions.

Please contact seller for replacement if there is any damage caused by transportation.

Please plug in the socket in proper condition and away from children.

Please plug in the socket fully while using for safety concern.

Please do not disassemble or install the socket, otherwise there may cause product damaged or security risks.

► Using Amazon Echo Quick Guide

What You'll Need...

Amazon Alexa APP & Account
Smart Life APP & Account

► Safety Information

The device is recommended for use indoors and in a dry location only, power outlet shall be used within it's published outlet rating on the instructions.

Please contact seller for replacement if there is any damage caused by transportation.

Please plug in the socket in proper condition and away from children.

Please plug in the socket fully while using for safety concern.

Please do not disassemble or install the socket, otherwise there may cause product damaged or security risks.

► Using Amazon Echo Quick Guide

What You'll Need...

Amazon Alexa APP & Account
Smart Life APP & Account

► Safety Information

The device is recommended for use indoors and in a dry location only, power outlet shall be used within it's published outlet rating on the instructions.

Please contact seller for replacement if there is any damage caused by transportation.

Please plug in the socket in proper condition and away from children.

Please plug in the socket fully while using for safety concern.

Please do not disassemble or install the socket, otherwise there may cause product damaged or security risks.

► Using Amazon Echo Quick Guide

What You'll Need...

Amazon Alexa APP & Account
Smart Life APP & Account

► Safety Information

The device is recommended for use indoors and in a dry location only, power outlet shall be used within it's published outlet rating on the instructions.

Please contact seller for replacement if there is any damage caused by transportation.

Please plug in the socket in proper condition and away from children.

Please plug in the socket fully while using for safety concern.

Please do not disassemble or install the socket, otherwise there may cause product damaged or security risks.

► Using Amazon Echo Quick Guide

What You'll Need...

Amazon Alexa APP & Account
Smart Life APP & Account




Mini Smart Socket Instruction

► What's in the Box

Home Control Outlet x 1
User Manual x 1

► At a Glance



1. Socket Panel
2. Flame Resistant Material
3. ON/OFF Button
4. Power Plug

Note: ON/OFF button can be used as restore button, long press can change the flashing speed and will restore your

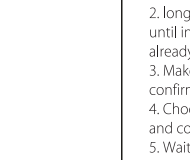
smart socket to factory defaults. Only do this if you are sure you want to erase all your settings.

► Parameters

Model Number: WP1
Rated Voltage: 110-240V
Rated Current: 10 A (Max)
AC Frequency: 50-60HZ
Working Temp.: -10 ~ 60°C
WIFI frequency: 2.4Ghz
Maximum Total Power Output: 2200W

► Install the "Smart Life" APP

1. You may find the "Smart Life" app on Apple App store, Google Play, or Scan the QR code below and install it;
2. Enter the register / log in interface, input the phone number for getting the verification code to register an account.



The free app "Smart Life" is compatible with mobile devices that support iOS 8.0 above, Android 4.4 above.

► Connecting Your Socket with APP

A. Easy Mode (Recommend)

1. Please make sure the mini socket has connected with electricity at the beginning, then open the "Smart Life" APP, tap the "ADD DEVICES" or the "+" at the upper right corner of the page and select "Electrical outlet";

2. long press on/off button of the device for 5 seconds until indicator light quickly flashed, the interface page already stepped into "Add Device" Page as the above;
3. Make sure the indicator light is flashing rapidly and confirm it in app;
4. Choose the local WIFI and enter the correct password and confirm;
5. Wait for configuring successfully, then tap "Done".

► Getting to Know "Smart Life" APP

A. Devices

You can add listed devices by tap the "+" at the top right at this page.

1. Switches

Switches allows you to turn on/off your device anywhere. As long as you have an internet connection you can control the device in your home. Tap to the icon at the upper right of the page, you are able to modify the device name or even create a group (If you have several device), which means you can turn multiple devices on or off at the same time.

2. Timer


You can set the devices on or off after the specific time as you want with this function.

3. Countdown

With the count down timer feature, you can automatically switches on/off the running household appliances.

4. Statistics

You can check the real-time and historical power consumption here if your device is built with energy monitoring function.

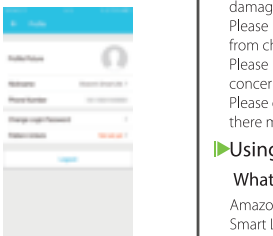


B. Scenes

With this function, you can create your characteristic as you want.

C. Profile

Profile is the entrance for the users to manage personal information, mainly show the following information:



► Safety Information

The device is recommended for use indoors and in a dry location only, power outlet shall be used within it's published outlet rating on the instructions.

Please contact seller for replacement if there is any damage caused by transportation.

Please plug in the socket in proper condition and away from children.

Please plug in the socket fully while using for safety concern.

Please do not disassemble or install the socket, otherwise there may cause product damaged or security risks.

► Using Amazon Echo Quick Guide

What You'll Need...

Amazon Alexa APP & Account
Smart Life APP & Account

► Safety Information

The device is recommended for use indoors and in a dry location only, power outlet shall be used within it's published outlet rating on the instructions.

Please contact seller for replacement if there is any damage caused by transportation.

Please plug in the socket in proper condition and away from children.

Please plug in the socket fully while using for safety concern.

Please do not disassemble or install the socket, otherwise there may cause product damaged or security risks.

► Using Amazon Echo Quick Guide

What You'll Need...

Amazon Alexa APP & Account
Smart Life APP & Account

► Safety Information

The device is recommended for use indoors and in a dry location only, power outlet shall be used within it's published outlet rating on the instructions.

Please contact seller for replacement if there is any damage caused by transportation.

Please plug in the socket in proper condition and away from children.

Please plug in the socket fully while using for safety concern.

Please do not disassemble or install the socket, otherwise there may cause product damaged or security risks.

► Using Amazon Echo Quick Guide

What You'll Need...

Amazon Alexa APP & Account
Smart Life APP & Account

► Safety Information

The device is recommended for use indoors and in a dry location only, power outlet shall be used within it's published outlet rating on the instructions.

Please contact seller for replacement if there is any damage caused by transportation.

Please plug in the socket in proper condition and away from children.

Please plug in the socket fully while using for safety concern.

Please do not disassemble or install the socket, otherwise there may cause product damaged or security risks.

► Using Amazon Echo Quick Guide

What You'll Need...

Amazon Alexa APP & Account
Smart Life APP & Account

► Safety Information

The device is recommended for use indoors and in a dry location only, power outlet shall be used within it's published outlet rating on the instructions.

Please contact seller for replacement if there is any damage caused by transportation.

Please plug in the socket in proper condition and away from children.

Please plug in the socket fully while using for safety concern.

Please do not disassemble or install the socket, otherwise there may cause product damaged or security risks.

► Using Amazon Echo Quick Guide

What You'll Need...

Amazon Alexa APP & Account
Smart Life APP & Account

► Safety Information

The device is recommended for use indoors and in a dry location only, power outlet shall be used within it's published outlet rating on the instructions.

Please contact seller for replacement if there is any damage caused by transportation.

Please plug in the socket in proper condition and away from children.

Please plug in the socket fully while using for safety concern.

Please do not disassemble or install the socket, otherwise there may cause product damaged or security risks.

► Using Amazon Echo Quick Guide

What You'll Need...

Amazon Alexa APP & Account
Smart Life APP & Account

► Safety Information

The device is recommended for use indoors and in a dry location only, power outlet shall be used within it's published outlet rating on the instructions.

Please contact seller for replacement if there is any damage caused by transportation.

Please plug in the socket in proper condition and away from children.

Please plug in the socket fully while using for safety concern.

Please do not disassemble or install the socket, otherwise there may cause product damaged or security risks.

► Using Amazon Echo Quick Guide

What You'll Need...

Amazon Alexa APP & Account
Smart Life APP & Account

► Safety Information

The device is recommended for use indoors and in a dry location only, power outlet shall be used within it's published outlet rating on the instructions.

Please contact seller for replacement if there is any damage caused by transportation.

Please plug in the socket in proper condition and away from children.

Please plug in the socket fully while using for safety concern.

Please do not disassemble or install the socket, otherwise there may cause product damaged or security risks.

► Using Amazon Echo Quick Guide

What You'll Need...

Amazon Alexa APP & Account
Smart Life APP & Account

► Safety Information

The device is recommended for use indoors and in a dry location only, power outlet shall be used within it's published outlet rating on the instructions.

Please contact seller for replacement if there is any damage caused by transportation.

Please plug in the socket in proper condition and away from children.

Please plug in the socket fully while using for safety concern.

Please do not disassemble or install the socket, otherwise there may cause product damaged or security risks.

► Using Amazon Echo Quick Guide

What You'll Need...

Amazon Alexa APP & Account
Smart Life APP & Account




Mini Smart Socket Instruction

► What's in the Box

Home Control Outlet x 1
User Manual x 1

► At a Glance



1. Socket Panel
2. Flame Resistant Material
3. ON/OFF Button
4. Power Plug

Note: ON/OFF button can be used as restore button, long press can change the flashing speed and will restore your

smart socket to factory defaults. Only do this if you are sure you want to erase all your settings.

► Parameters

Model Number: WP1
Rated Voltage: 110-240V
Rated Current: 10 A (Max)
AC Frequency: 50-60HZ
Working Temp.: -10 ~ 60°C
WIFI frequency: 2.4Ghz
Maximum Total Power Output: 2200W

► Install the "Smart Life