



INSTALLATION GRAPHIC




1. Turnover the skateboard, set the screw on the top and lock it by screwdriver.



2. Remove nuts on the poppethead.




3. Insert the poppethead into truckles and lock the nuts on the poppethead.




4. Tear off the cover of non-slip mat.



5. Paste the non-slip mat on the skateboard like picture shows.

 The toy contains tiny parts. Do not put them into mouth to avoid choking danger.

CE



NO.8018
MADE IN CHINA