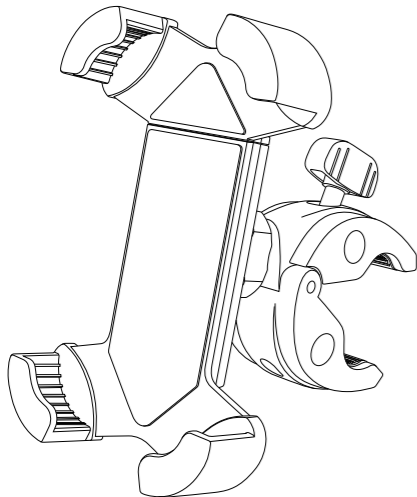


# Universal Bike Mount

## Instruction Manual

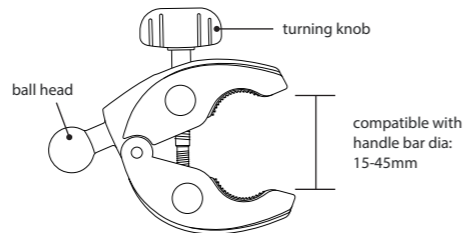


### Product features:

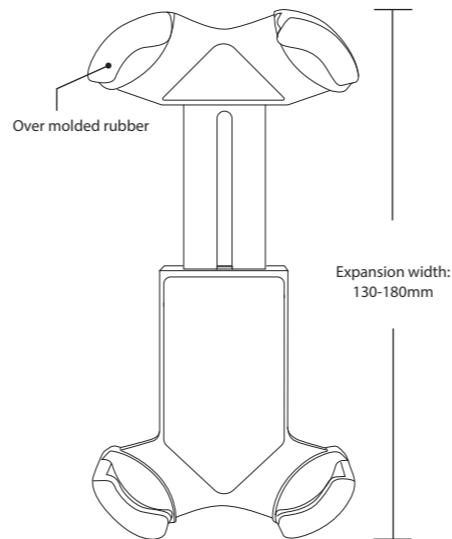
1. Widely used for bike and electric bicycles and baby stroller any other positons with round tubes & handle bars.
2. Wide compatibility:130-180mm clamp arm width compatible with most 4.5-7 inch smartphones.
3. 360 degree rotation,adjust to optimal viewing angle.
4. Four corner soft rubber protection clamp holds your phone securely.
5. No tools needed ,easy mounting system, convenient to use.
6. Adjustable bike mount clip compatible with handle bar with dia. of 18-45mm.

### Specification :

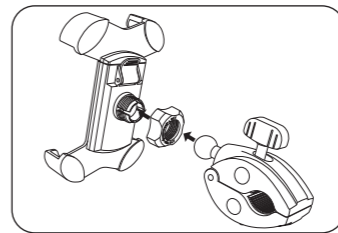
#### • Bike Mount



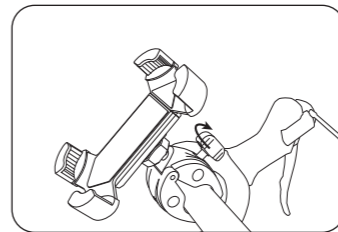
#### • Bracket



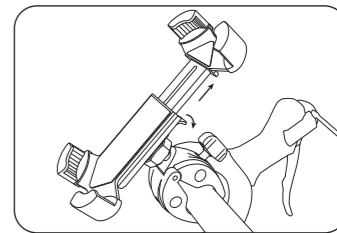
### Instructions:



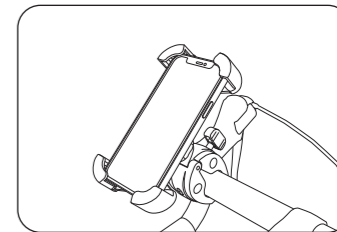
1. Insert the adjuster into ball joint of bike mount, install the bracket into the ball joint and tighten with adjuster.



2. Anticlockwise swivel the turning knob to open the clip of bike mount and clamp on the handle bar, then clockwise turn the knob to lock.



3. Release the lock lever at the back of bracket to expand the holder.



4. Place the cell phone in, squeeze the moving arm to fit the size of the phone, then lock down the lock lever to secutre the phone.