

Assembly instruction | Wire barchair with seat 65 & 75cm



Seat options



120



1x



10 min

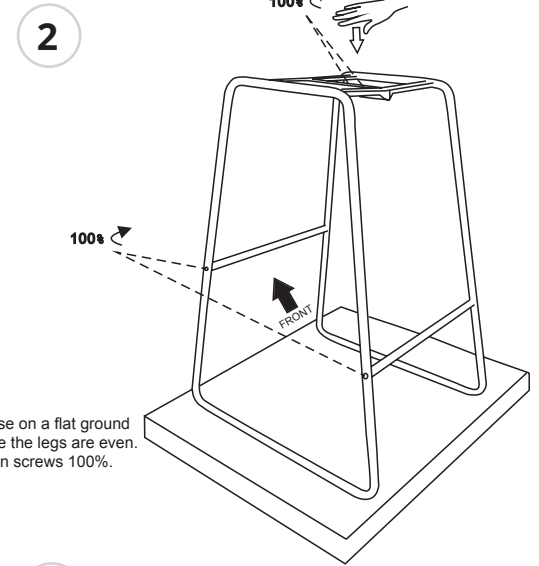
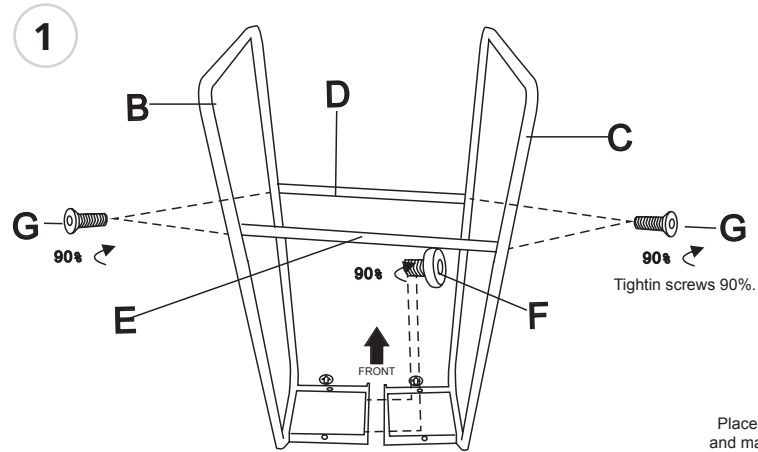
Included parts

A x1	B x1	
Seat		400mm
C x1	D x1	
		420mm
E x1	F x2	
		(M6*14)
	G x4	
		(M6*25)
H x4	J x1	
		(M6*16)
I x4		
		(M6*16)

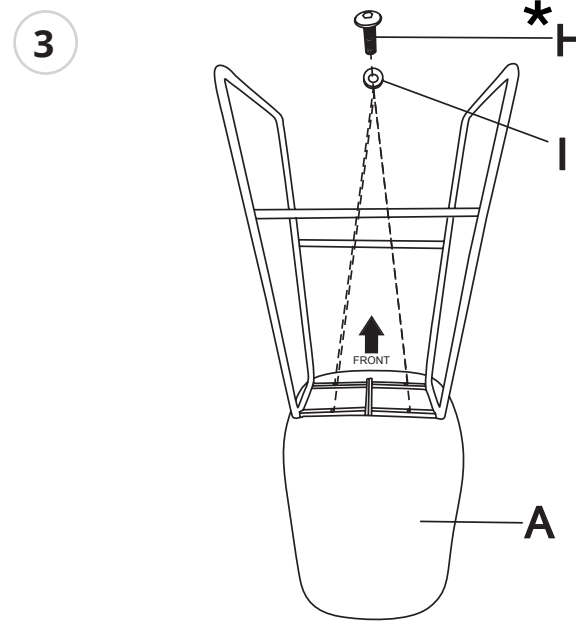
* ATTENTION!

For upholsterd shell use different parts

[H] -> M6*22 screws



Place the base on a flat ground and make sure the legs are even. Then tighten screws 100%.



Notes

- We recommend that you re-tighten the screws after a while for optimum retention of your barchair.

