



# TORINO NPR 1813 - NET (User Guide)

Date	10-8-2020
Revision	00
Use Guide for TORINO NPR 1813 - NET	



### Armrest Height Adjustment

Height adjustment procedure  
Pull the lever upwards and find the required position.



### Lumbar Support Adjustment

Lumbar support adjustment procedure  
Pull or push the lumbar support upwards or downwards to find the required position.



### Seat Depth Adjustment

Seat depth adjustment procedure  
Pull out the seat cover right lever and glide forwards or backwards.



### Armpad Slide Adjustment

Armpad sliding procedure  
Push the armpad button and pull forwards, backwards, in and out to find the required position.



### Armrest Expand Adjustment

Expand adjustment procedure  
Push the lever down and find the required position - pull the lever up to lock.




### Armpad Rotate Adjustment

Armpad sliding procedure  
Push the armpad button and push round to find the required position.



### Chair Height Adjustment

Height adjustment procedure  
Pull the right lever and find the required position



### Back Tilting

Locking procedure  
Find the required position and push the left lever downwards.

Unlocking procedure  
Pull the left lever upwards and give pressure on the backrest.



**Back Height Adjustment**

Back height adjustment procedure  
Pull up the backrest upward to find the required position.



**Seat Depth Adjustment**

Seat depth adjustment procedure  
Pull out the seat cover right lever and glide forwards or backwards.



**Armrest Height Adjustment**

Height adjustment procedure  
Pull the lever upwards and find the required position.



**Armrest Slide Adjustment**

Armrest sliding procedure  
Push the armrest button and pull forwards, backwards, in and out to find the required position.



**Armrest Expand Adjustment**

Expand adjustment procedure  
Push the lever down and find the required position - pull up the lever up to lock.




**Armrest Rotate Adjustment**

Armrest sliding procedure  
Push the armrest button and push round to find the required position.



**Chair Height Adjustment**

Height adjustment procedure  
Pull the right lever and find the required position



**Back Tilting**

Locking procedure  
Find the required position and push the left lever downwards.

Unlocking procedure  
Pull the left lever upwards and give pressure on the backrest.