

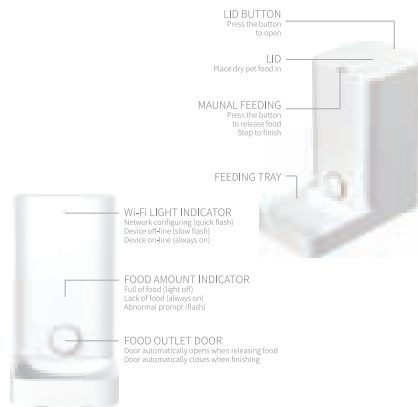


PETKIT FRESH ELEMENT Mini SMART PET FEEDER


INSTRUCTION MANUAL

PLEASE READ MANUAL BEFORE USE


INTRODUCTION



INTRODUCTION



INSTALL



HOW TO USE

Open the lid
Press the lid button to open, remove it and place dry pet food inside the food container.



Place desiccant bag inside
Lay the lid, open the desiccant box and place the desiccant bag inside.



Manual feeding option
Manually dispense the manual feeding button to open the food outlet door, start to release pet food.



Smart feeding plan
Download the "PETKIT" App available on Google Play or App Store.
Once downloaded, add this device and set up a feeding schedule.
Open the "PETKIT" App and click "+" to add this device.
Follow the instruction to bind the device.



HOW TO CLEAN

1. Remove the lid to take out the food container, and pull the feeding tray out of main body.
2. Clean all the part you removed, (recommended to add detergent for better effect).



3. Put all the parts back after drying completely.
* Rotate the food mixing blade gently until the food container fully embedded the main device when replacing. (As shown)



DEVICE SPECIFICATIONS

NAME	FRESH ELEMENT Mini
MODEL	P530
DIMENSIONS (mm)	315 x 319 x 170
RECOMMENDED PET TYPE	Cat
TOTAL WEIGHT	2.75kg
WIRELESS	Wi-Fi enabled
NOMINAL VOLTAGE	5.9VDC
RATED POWER	5.9 W/1000 mA

WARNING

1. DO NOT put anything (except dry pet food) into the bucket.
Foreign objects will cause equipment malfunction or lead to pet's safety concern.
2. It is recommended to place equipment in a corner or against the wall.
3. DO NOT allow pets to bite the wire. It may cause electric shock or accident.
4. Keep out of reach of children, except when under an adult's supervision.
5. DO NOT touch the food outlet door while dispensing.
6. Pet under 3 months must not use this device without owner's supervision.

COMMON DIAGNOSTIC ERRORS

Wi-Fi indicator light flashing	Device offline: Firstly check your network connection. If network is stable, open the "PETKIT" App and tap the top right corner button to reset the Wi-Fi.
Food amount indicator always on	Food lack, please refill.

Note: For other technical issues and daily maintenance, please check the instructions.



FCC Statement
Any Changes or modifications not expressly approved by the party responsible for compliance could void the user's authority to operate the equipment.

This device complies with part 15 of the FCC Rules. Operation is subject to the following two conditions:
(1) This device may not cause harmful interference, and (2) This device must accept any interference received, including interference that may cause undesired operation.

FCC Radiation Exposure Statement:
This equipment complies with FCC radiation exposure limits set forth for an uncontrolled environment. This equipment should be installed and operated with minimum distance 20cm between the radiator & your body.

01/1.0