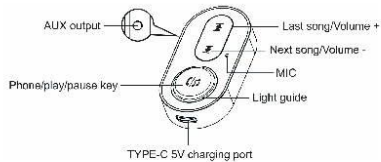


## bluetooth Receiver BR10 Manual

Thank you for purchasing our bluetooth receiver ! Please read the manual carefully before use!



### I. Schematic illustration



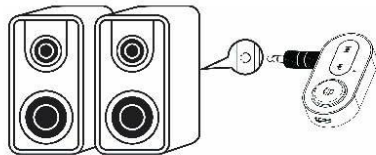
### II. Product features

1. bluetooth V5.1
2. Automatically connect the paired bluetooth device after power on
3. Five minutes no device connection, automatic shutdown
4. Built-in 240MA rechargeable battery,

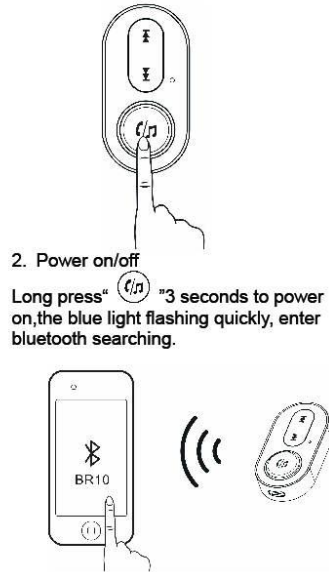
environmental protection and energy saving

5. Play time: about 15 hours after full charge
6. Support bluetooth DSP technology of stereo music
7. Aux output
8. Voice broadcast caller number
9. Private answer
10. bluetooth playback distance within 10 meters of barrier-free

### III. Operating instructions



1. Pairing for the first time: Insert the audio adapter into the audio output hole, and plug the other end into the audio input hole of loudspeaker, or the aux port of car audio.



2. Power on/off  
Long press "⏻" 3 seconds to power on, the blue light flashing quickly, enter bluetooth searching.

3. Bluetooth pair  
Open bluetooth of phone, search "BR10" and connect, after the pairing is successful, prompt "bluetooth connection is successful", and the blue light flash slowly.

4. Use bluetooth hands-free calling

- Press "☎" to answer/ hang up.

- Long press "⏻" two seconds to reject call.

- Double click "☎" to call the last calling number in your log

- During call, long press the "☎" button for 2 seconds to switch between the phone and bluetooth

5. Play music via bluetooth

- Short press "⏸" for pause/play.

- Short press "⏮" for last song, long press for volume +, max volume have prompt.

- Short press "⏭" for next song, long press for volume -

6. Automatic shutdown

It will automatically shut down if without any device connection or any operations within 5 minutes.

7. Charging

The red light is always on when charging; light goes out when it is fully charged.

8. Low voltage alarm

When the battery power is too low, the red light flashes and the voice prompts "low power" every minute, it will automatically shut down at the fourth time. shut down directly when the battery voltage is lower

than 3.2V

4. Charging cable
5. Manual

### IV. Troubleshooting:

No response on power	<ul style="list-style-type: none"> <li>· Long press the power button again</li> <li>· Plug in the charging cable to charging it for 5 minutes before turning it on</li> </ul>
Can't play	<ul style="list-style-type: none"> <li>· Make sure the connected device is working properly</li> <li>· Disconnect bluetooth, re-pair bluetooth again</li> <li>· Is the audio cable plugged in properly</li> </ul>
Can't charge	<ul style="list-style-type: none"> <li>· Please pull out the charging cable and re-insert it</li> <li>· Try another charger</li> </ul>

### V. Warm tips:

1. Do not use this product in a dusty and humid environment with extremely high and low temperatures.
2. Do not drop the product to avoid surface damage or breakdown.
3. Do not disassemble the product, if you have any questions, please contact your dealer
4. Due to continuous improvement and enhancement of technology, changes in product performance and functionality are subject to change without notice.

### VI. Packaging

1. Main product
2. Audio cable
3. Audio connector