


ELECTRIC METAL CUTTING MACHINES


Professional Tools! Strongest cutter for heavy-duty use.



4.0mm & 2.0mm



Rated Voltage: 220V-250V
Frequency: 50Hz
Rated Input Power: 60W
No-load speed: 1000r/min



Interchangeable Two Cutting Heads: 4.0mm & 2.0mm



Steel Plate: 4.0mm Stainless Steel: 2.5mm



Steel Plate: 2.0mm Stainless Steel: 1.0mm



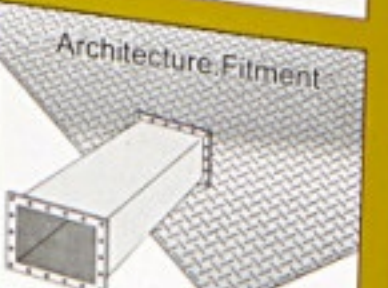
Particularly suitable for distortion-free cutting of alloyed steels and stainless steel plate.




Panel Maintain
Auto Dress up, Maintain, Rebuild etc



Kitchen Equipment Make
Bath Trough, Container of Bestow Food, Container of Bestow Leechdom etc



Architecture-Fitment
Air-condition, Exhaust, Out Smoke, Exchange Air Open Aperture, Color Steel Tile, Coloured.



Control Box Make
Control Box, Switch Box Make to Install



Electric Tank Make To Install
Switch Box, Control Electric Box Make to Install