





FORWARD & FRONT WHEEL CAN ROTATE CLOCKWISE

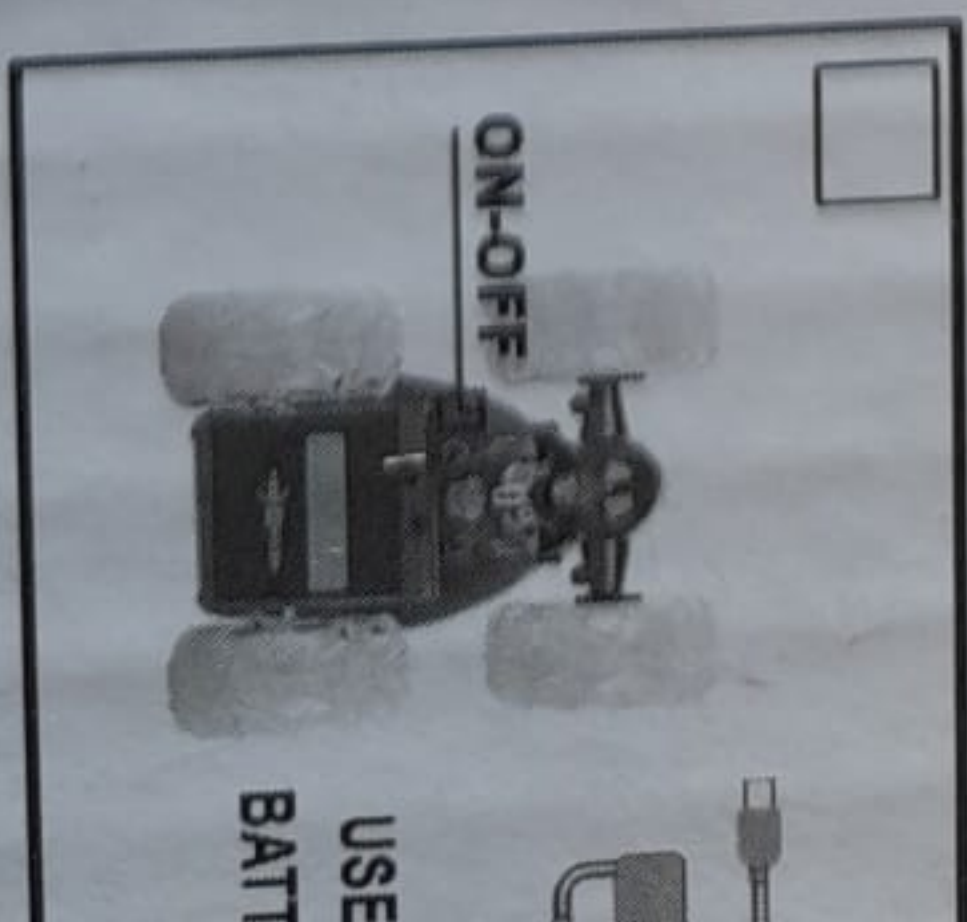


FORWARD & FRONT WHEEL CAN ROTATE COUNTER-CLOCKWISE



# OPERATION

1. Turn the power switch to ON.
2. Press the forward button to start the car.
3. Adjust the rotary switch to the desired direction.
4. If you want to turn left, press the left turn button.
5. When finished, turn the power switch to OFF.



**WARNING**  
**CHOKING HAZARD-**  
 Small parts not for children under 6 years.



NOT SUITABLE FOR CHILDREN UNDER 3 YEARS DUE TO SMALL PARTS



NOT SUITABLE FOR CHILDREN UNDER 3 YEARS DUE TO SMALL PARTS

COUNTRY OF ORIGIN: CHINA



Tested according to international standards



PLEASE RECYCLE

