

YOUHA

Baby Nasal Aspirator

Instructions for use

YOUHA[®]



Version 1.1

more care for mama & baby

Product Description	2
Important information	3
Important information	3
Warnings	3
Safety notice	3
Features	4
Features	4
Power and charging information	4
Instructions for use	5
How to assemble	5
How to use	5
How to clean	7
Warranty and contact information	8



Important information

Before using the product for the first time, please read this instruction manual carefully and keep it in a safe place for future reference.

Warning

This product is not a toy, please do not let children play with it, as small parts may present a choking hazard.

When not in use, please keep it out of reach of children.

Do not use this product for any purpose other than its intended purpose.

Do not use this product on the ears, mouth or eyes.

Safety Notice

This product is designed to suction secretions and mucus to clear the nasal cavity of children (newborns to 12 years old) in a home environment.

- After selecting the desired level of suction using the power/mode button, press and hold the start-stop button to start the device and create a vacuum to remove nasal secretions and mucus. To stop aspiration, simply release the start-stop button.
- Only aspirate for a few seconds at a time.
- To avoid the imbalance of the eardrum pressure caused by the vacuum pressure, babies/children should not hold their breath, close their mouths or swallow when using this product.
- If infants and young children feel unwell when using this device, please stop immediately and consult a doctor.
- When inserting the aspirator tip into the nasal cavity, do not use excessive force.
- The aspirator tips should be cleaned after each use.
- The operator of this product should be a responsible adult. Children should not operate this product. Store the nasal aspirator away from children.
- When infants/children have the following contraindications, do not use this product (or any other nasal aspirators):
 - Nose bleeding
 - Acute head, face or neck injury
 - Coagulopathy or bleeding disorders
- Before using the device, please read this instruction manual carefully. Improper use of this product may cause the following hazards/complications:
 - Mechanical trauma
 - Nasal irritation/bleeding
 - Mucosal bleeding
 - Discomfort and pain

Features

1. Strong suction: Insert the silicone aspirator tip into the nostril to gently and effectively remove nasal secretions
2. Safety: The soft aspirator tip is made of comfortable, latex-free, soft and hygienic silicone, which helps prevent the possibility of injury when using this product.
3. Small, precise and easy-to-use design: This product is small and precise, easy to hold and simple to operate, safe and comfortable, suitable for babies or children.
4. Two reusable silicone aspirator tips of different sizes which can be safely washed in the dishwasher or sterilized.
5. 3 different suction levels.
6. Built-in battery: Uses 5V=1A USB-based power adapter to charge this device.

Power and charging information

Battery indicator	Battery power level
Green light	31%-100%
Orange light	11%-30%
Red light	4%-10%
Red light blinking	1%-3%
Note: The battery cannot be charged continuously for 24 hours, otherwise the battery will be easily damaged	

In standby mode, this device will automatically shut down after 1 minute.

How to assemble






When the mucus is thicker and firmer, using the larger aspirator tip (3mm) is recommended; when the mucus is loose, liquid or with open nostrils, using the narrower aspirator tip (2mm) is recommended. Ensure that the aspirator tip is firmly inserted into the collection cap before use.

How to use

①



Long press the power/mode button  to turn on, and then press again to select the appropriate level of suction.

1. When the first level of suction is selected, one light will be displayed.
2. Press  to enter the second level of suction, and two lights will be displayed.
3. Press  again to enter the third level of suction, and three lights will be displayed.

②



Keep the baby/child upright and insert the aspirator tip into the nostril a seal forms against the nostril. Be careful not to insert the aspirator tip too far into the nostril and do not press against the inner wall of the nostril.

Press and hold the start-stop button to suck and remove mucus. Only aspirate for a few seconds at a time in affected nostril/s, and then repeat as needed.

Tips:

If necessary, block the opposite nostril for more effective suction.
Opening the baby's mouth can help relieve ear pressure discomfort.

Note: Mucus may not appear in the collection cap immediately, After each use, we recommend that you quickly clean the used aspirator tip by removing it from the device and thoroughly rinsing it under a warm tap.

How to clean

1. Gently pull the aspirator tip off.
2. Unscrew the collection cap.
3. Clean aspirator tip and collection cap (except motor unit) in warm water with some mild washing-up liquid.
4. The aspirator tips and collection cap are suitable for dishwashers.
5. Before reassembly, allow all parts to air dry thoroughly.

Note:

- Wipe the motor unit with a clean, damp cloth.
- Do not immerse the motor unit in water.

Warranty and contact information

Youha Nasal Aspirator has a 12-month warranty from time of purchase on product faults. The plastic shell around the motor unit is not within the scope of warranty. Please present the proof of purchase or invoice to validate any warranty claim. Warranty does not include defects or malfunctions caused by errors, abuse and non-compliance with instructions.

Please contact your local Youha distributor for further warranty information or if you wish to order replacement parts.

Hong Kong & Macau Sole Distributor
Power Grand I&E Ltd
Flat E, 22/F, Block 3,
Golden Dragon Industrial Centre,
172-180 Tai Lin Pai Road
Kwai Chung, N.T.
Hong Kong
Tel: +852 3188 1030
www.youha.com.hk

Australia & New Zealand Sole Distributor
Youha Australia
PO Box 1109
St Leonards, VIC 3223
Australia
Tel: +61 423 111 573
www.youha.com.au

Malaysia Sole Distributor
WICO Mothercare
SDN BHD (1186811A)
1/14 taman ekoperniagaan,
19 jalan ekoperniagaan,
johor bahru johor 81100
Tel: 6072872626
www.youha.com.my

Taiwan Sole Distributor
Ewan Information Inc.
5th Floor, 166 Keji Road, Dali District,
Taichung City, Taiwan 412
+886-4-24910800
www.youha.com.tw

Proudly Made in China
Manufactured by:
Ningbo Youhe Electrical
Appliance Technology Co., LTD