

LELO



INA WAVE™ 2

USER MANUAL





Take the matters of your own orgasmic
pleasure into your own hands.

Use it wisely, often and with care.

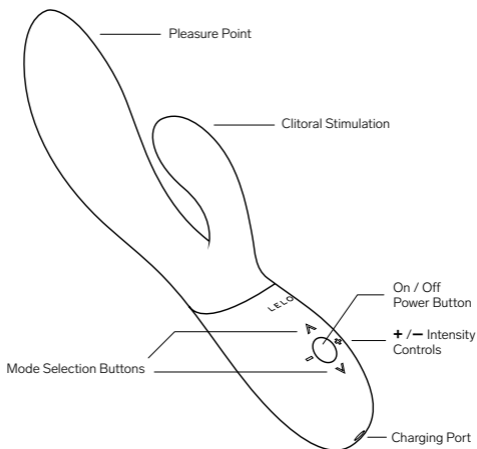
Congratulations on acquiring INA WAVE 2. Before getting more closely acquainted with it, please take a moment to look through this user manual.

IMPORTANT: Your pleasure object has been locked for transportation. To unlock, simply connect the charger or see below.

GETTING STARTED

- Before first use, charge your INA WAVE 2 for 2 hours.
- Unlock by pressing and holding the + and – buttons simultaneously for 3 seconds until the light turns on.
- Press  button to turn on.
- Press  /  buttons to switch between the 12 vibration patterns.
- Press – button to reduce vibration strength.
- Press and hold  button to turn off.

GETTING TO KNOW YOUR INA WAVE 2



HOLDING YOUR INA WAVE 2

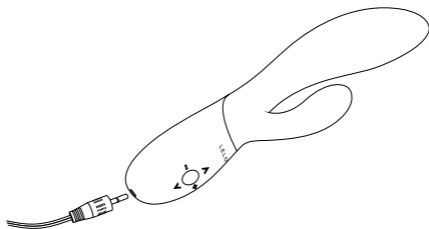


Tip: For the most pleasurable sensation, apply a liberal amount of LELO Personal Moisturizer to your body and to INA WAVE 2 before and during use.



CHARGING YOUR INA WAVE 2

- Insert the DC plug into the DC port at the base of your INA WAVE 2.
- The LED on the interface of your INA WAVE 2 will pulse to indicate it is charging.
- When it is fully charged (after c. 2 hours), the LED will emit a steady glow.
- When the battery is running low, the LED on your INA WAVE 2 will emit a blinking white light.



Only use original chargers provided by LELO with your INA WAVE 2.

CLEANING, STORAGE, AND SAFETY

Using INA WAVE 2 with hand creams or silicone-based lubricants may make the silicone permanently tacky.

INA WAVE 2 is fully waterproof, making cleaning simple. Rinse and spray with LELO Toy Cleaner, then rinse again and allow to dry.

Always clean your INA WAVE 2 thoroughly before and after each use. You can wash the silicone with warm water and antibacterial soap, rinse with clean hot water, and pat dry with a lint-free cloth or towel. Never use cleansers containing alcohol, petrol, or acetone.

Avoid leaving your INA WAVE 2 in direct sunlight and NEVER expose it to extreme heat. Store your INA WAVE 2 in a dust-free place and keep it away from products of other materials.

IMPORTANT: Children shall not play with the appliance. For adult use only. Those who may be pregnant, have a pacemaker, diabetes, phlebitis, thrombosis or any other condition, should consult with a medical professional regarding the risk of blood clots before using any personal massage product.

The appliances must only be supplied at SELV.

TROUBLESHOOTING

The LED on your INA WAVE 2 does not pulse when the charger is connected:

- The battery is drained and will require several minutes to acknowledge that it is being charged.
- The charger is not properly connected. Check wall and DC sockets.

Your INA WAVE 2 does not activate when the center button is pressed:

- The battery is empty. Recharge your INA WAVE 2.
- The interface of your INA WAVE 2 is locked. Hold down + and – for 5 seconds.

If you experience any other problems with your INA WAVE 2 or if you have any questions regarding operation, please contact: customercare@lelo.com

SPECIFICATIONS

MATERIALS	Body-safe Silicone, ABS
BODY COLORS	Cerise, California Sky, Purple
INTERFACE	5-button
SWITCH OFF	Automatic
FREQUENCY	60Hz
BATTERY	Li-Ion 520mAh 3.7V
CHARGE TIME	2 h at 5.0V 500mA
USER TIME	Up to 2 hours
STANDBY TIME	Up to 90 days
SIZE	200 x 65 x 45 mm / 7.9 x 2.5 x 1.7 in
INSERTABLE LENGTH	110 mm / 4.3 in
WEIGHT (ONLY PRODUCT)	176 g / 0.39 lb

REGISTER WARRANTY

To activate your 1-Year Limited Warranty, register the number provided on the LELO Authenticity Card at [LELO.COM/SUPPORT](https://www.lelo.com/support)

1-YEAR WARRANTY

LELO warrants this pleasure object for a period of ONE (1) YEAR, after the date of original purchase, against defects due to faulty workmanship or materials. The warranty covers working parts that affect the function of the pleasure object. It does NOT cover cosmetic deterioration caused by fair wear and tear or damage caused by accident, misuse or neglect. Any attempt to open or take apart the pleasure object (or its accessories) will void the warranty. If you discover a defect and notify LELO during the warranty period, LELO will, at its discretion, replace the pleasure object free of charge. Claims under warranty must be supported by reasonable evidence of the date of claim is within the warranty period. To validate your warranty, please keep your original purchase receipt together with these warranty conditions for the duration of the warranty period.

To claim your warranty, you must log in to your account at [LELO.COM](https://www.lelo.com) then select the option to make a warranty claim. Shipping costs are non-refundable. This undertaking is in addition to the consumer's statutory rights and does not affect those rights in any way.

DISPOSAL INFORMATION

Disposal of old electronic equipment (applicable in the EU and other European countries with separate waste collection systems):

The crossed-out dustbin symbol indicates that this pleasure object should not be treated as household waste, but rather be brought to the appropriate collection point for the recycling of electrical and electronic equipment.



Disclaimer: Users of this product do so at their own risk. Neither LELO nor its retailers assume any responsibility or liability for the use of this product. Changes or modifications not expressly approved by the manufacturer could void the user's authority to operate the equipment.

Model may be changed for improvements without notice.

Any changes or modifications not expressly approved by the party responsible for compliance could void the user's authority to operate the equipment. This device complies with part 15 of the FCC Rules. Operation is subject to the following two conditions: (1) This device may not cause harmful interference, and (2) this device must accept any interference received, including interference that may cause undesired operation.

RF exposure statement: This equipment complies with FCC radiation exposure limits set forth for an uncontrolled environment. The device has been evaluated to meet general RF exposure requirement. The device can be used in portable exposure condition without restriction.

© 2021 LELOi AB. ALL RIGHTS RESERVED.
DESIGNED AND DEVELOPED BY LELO SWEDEN.
MANUFACTURED FOR LELO IN CHINA.

WEBSITE: WWW.LELO.COM

SUPPORT: CUSTOMERCARE@LELO.COM

www.lelo.com