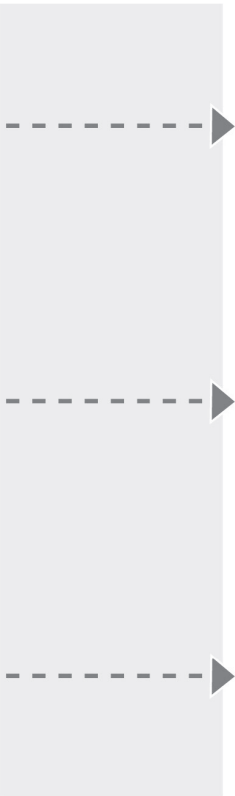


COVER IT®

WE'VE GOT YOU
COVERED

1



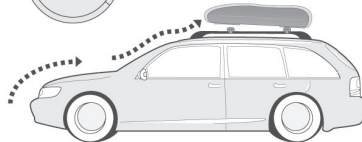
+



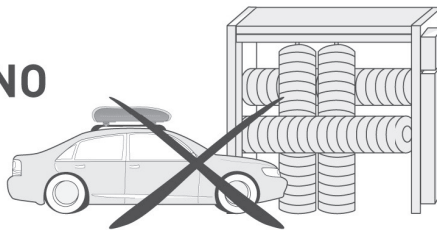
=

**50 Kg
MAX**

**130 Km/h
MAX**



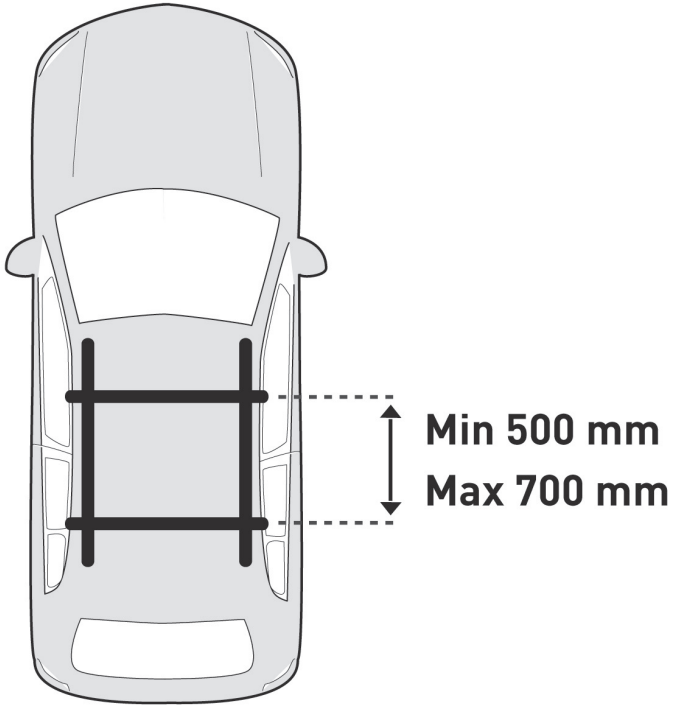
NO



Cover It Dakkofer
Art.nr. 50112
EAN 8717809501110

Discover all our covers on www.cover-it-all.eu

2



x8



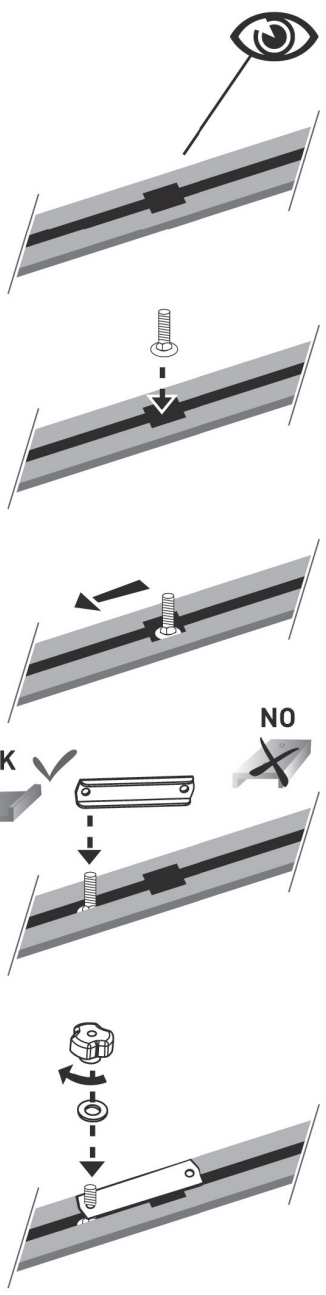
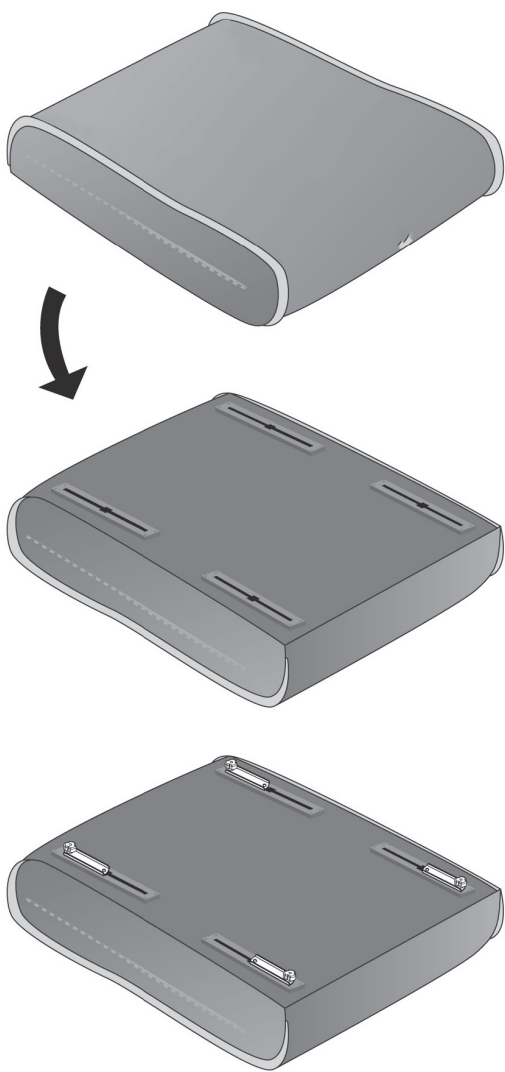
x8



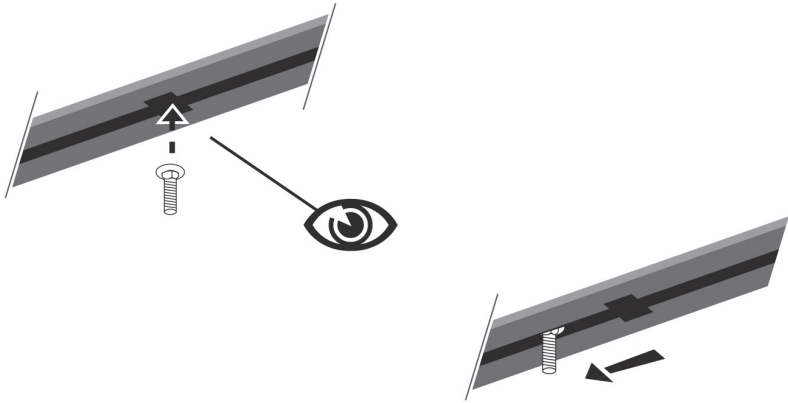
x4



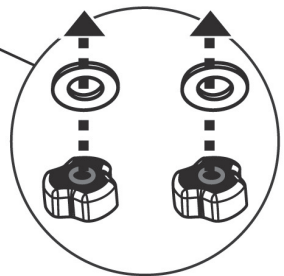
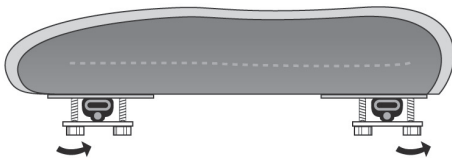
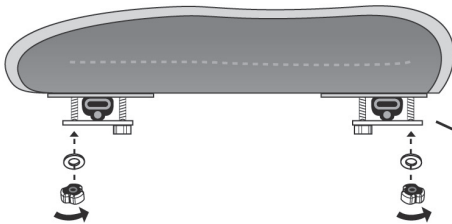
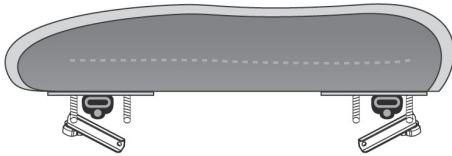
x8

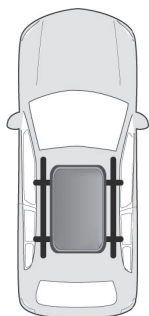
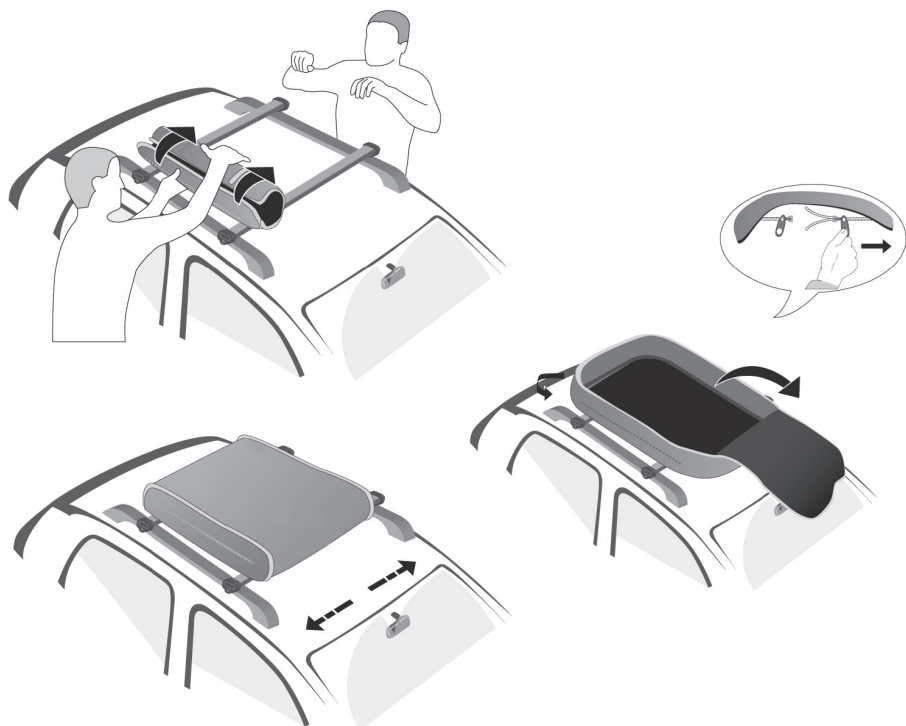


3

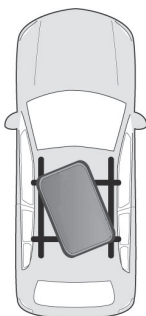


4





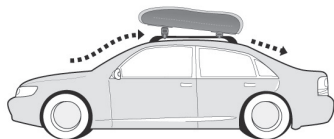
OK



NO



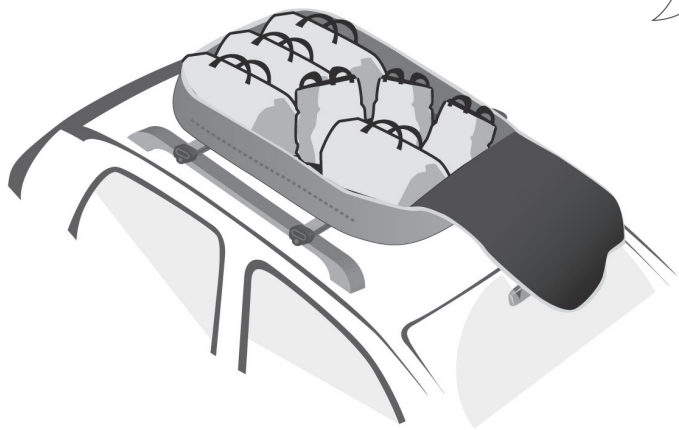
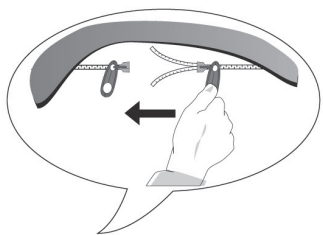
OK

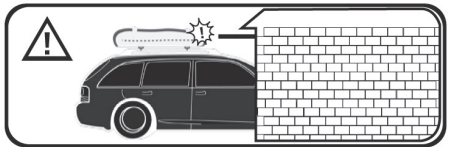


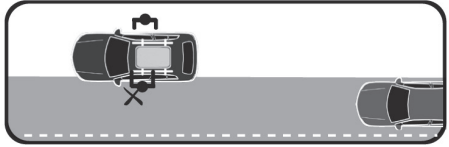
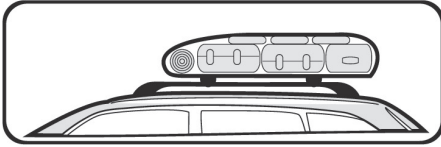


NO



6



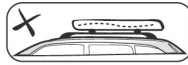
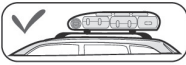


7



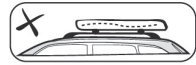
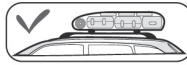
NL

- ! Niet rijden met een lege dakkoffer
- De dakkoffer met de opening van de ritsluitingen aan de achterkant van het voertuig plaatsen
- De bevestigingen regelmatig controleren tijdens de rit
- De maximale belasting van 50 kg of de belasting van de fabrikant aanhouden als deze kleiner is
- De dakkoffer niet geladen demonteren
- De dakkoffer reinigen met een vochtige spons en een zacht wasmiddel



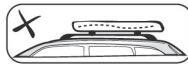
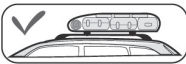
GER

- Nicht mit der leeren Dachbox auf dem Dach fahren!
- Die Dachbox ist stets mit der Öffnungsseite nach hinten auf dem Dach zu montieren
- Bei längeren Strecken regelmäßig kontrollieren, ob die Dachbox noch richtig fest sitzt
- Max. Gewicht von 50 kg nicht überschreiten bzw. die Vorgaben des Herstellers einhalten, wenn die Gewichtsvorgaben niedriger sind
- Die Dachbox nur leer herunternehmen
- Reinigung der Dachbox mit einem feuchten Schwamm und sanften Reinigungsmittel



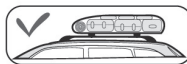
FR

- ! Ne pas rouler avec le coffre de toit vide
- Le coffre de toit doit être positionné avec l'ouverture des fermetures à glissières à l'arrière du véhicule
- Vérifier régulièrement le serrage des fixations pendant le trajet
- Respecter la charge maximum de 50kg ou la charge indiquée par le constructeur si celle-ci était inférieure
- Ne pas déposer le coffre s'il est chargé
- Le nettoyage peut être fait avec une éponge humide et un détergent doux



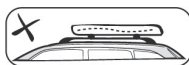
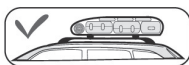
ENG

- ! Do not drive with an empty roof box on your vehicle.
- Place the roof box so that the zippers are at the rear when closed.
- During your journey, regularly check the tightness of the mounting points.
- Do not fill to over the maximum load (50 kg or less, depending on the manufacturer).
- Do not remove a loaded box.
- Clean with a damp sponge and mild detergent.



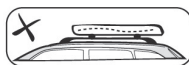
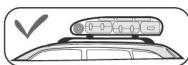
ITA

- ! Non utilizzare l'auto con il box da tetto vuoto
- Il box da tetto deve essere posizionato con l'apertura delle chiusure a cerniera rivolta verso il retro del veicolo
- Verificare regolarmente il serraggio degli attacchi durante il tragitto
- Rispettare il carico massimo di 50 kg o il carico indicato dal costruttore, qualora inferiore.
- Non togliere il box da tetto quando carico
- Pulire con una spugna inumidita e detergente leggero



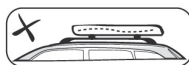
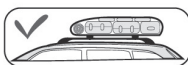
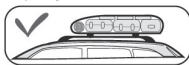
ESP

- ¡No circule con la baca vacía!
- La baca debe estar colocada con la apertura de los cierres deslizantes en la parte posterior del vehículo
- Compruebe periódicamente el apriete de las fijaciones durante el trayecto
- Respete la carga máxima de 50 kg o la carga indicada por el constructor, si ésta es inferior
- No desmonte la baca si está cargada
- La limpieza debe realizarse únicamente con una esponja y un detergente suaves.



P

- ! Não circular com a bagageira de tejadilho vazia
- A bagageira de tejadilho deve ser posicionada com a abertura dos fechos de correr na traseira do veículo
- Verificar regularmente o aperto das fixações durante o trajecto
- Respeitar a carga máxima de 50 kg ou a carga indicada pelo fabricante, no caso de esta ser inferior
- Não retirar a bagageira se esta estiver carregada
- A limpeza pode ser realizada com uma esponja húmida e um detergente suave



COVER IT.[®]

WE'VE GOT YOU
COVERED

Discover all our covers on www.cover-it-all.eu

Cover It
Ohmweg 1
4104 BM Culemborg
The Netherlands

Cover It is part of Tradekar House of Leisure Brands