



Safety Instructions

- This product is only used to clean the nose and derivatives of the baby's nasal cavity.
- Prevent solid hard objects larger than 3mm from entering the suction nozzle.
- Please do not throw it away to prevent damage to this product.
- Please use the accessories supplied by the manufacturer.
- This product is not a toy. Please keep this product in a safe place and do not let the child operate it.

Scope Of Application

This product is suitable for use in the home to help suck the baby's fluid nasal putum or derivatives.

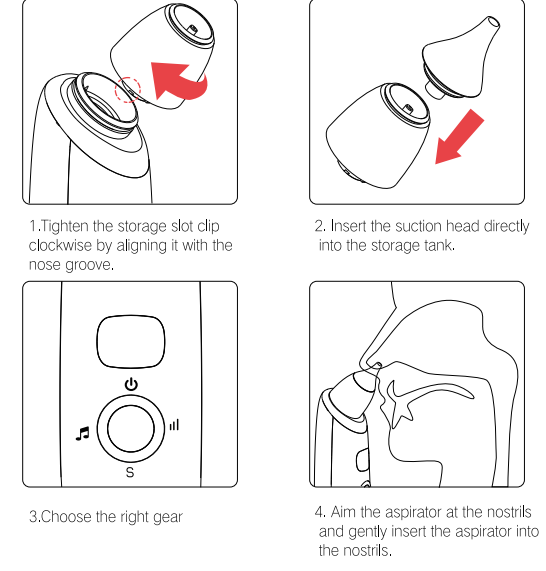
Precautions Before Use

- Please charge the product fully before the first use
- Please do not forget to use the suction nozzle and container before use. It is recommended to soak it in boiling water at 100 °C for several minutes. Do not use high temperature anti-virus such as microwave oven.
- Do not immerse the product in the liquid as a whole.
- Please check the seal for damage and assembly.
- Please wash your hands before use.
- The operating mode of this product is continuous operation. In order to extend the battery life, it is recommended to run for up to 10 minutes and stop for 5 minutes.

Features

- Three-speed suction is available.
- The beautiful music makes the baby happy.
- Reusable blister cups are easy to use, safe and hygienic and easy to keep your baby's nose clean.
- The light is convenient for night lighting and attracting children's attention

Tips installation steps



Product instructions

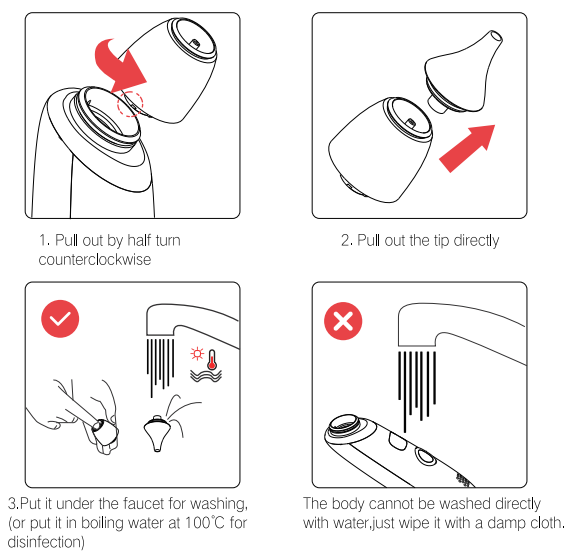
- Press the "⏻" button to activate the baby nasal aspirator.
- Press the "|||" button to adjust the gear position for a total of 3 files.
- Carefully place the suction nozzle on the outer edge of the nasal cavity and press "S" to effectively clean the nasal cavity. (To prevent prolonged snuffling, the switch uses electricity Dynamic design, need to hold down the switch to work.)
- After use, first remove the suction nozzle from the outer edge of the nasal cavity, and then press the "⏻" button to turn off the device.
- before using it. You can choose whether to turn on the music, press the "🎵" button to turn on the music, and then press to turn it off.

Baby Nasal Aspirator is a brand new baby cleaning product that is soft, efficient and easy to clean. Infants under one year of age can only breathe through the nose, so the baby aspirator can keep the nasal passages by regularly cleaning the secretions produced by the nasal cavity!

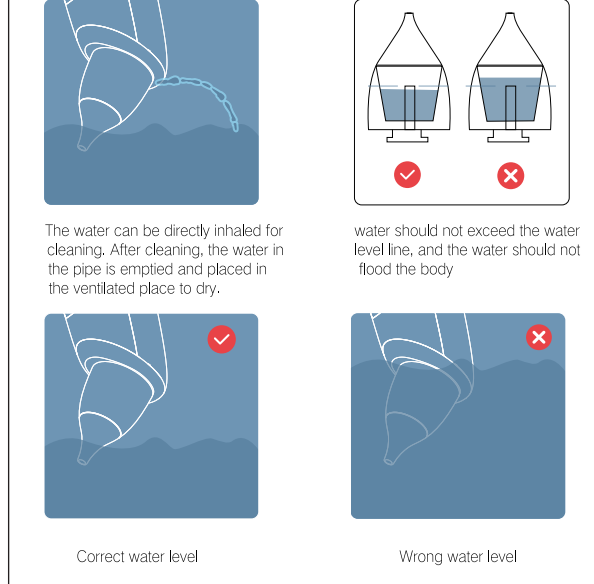
Product preservation tips

Clean the product with a cleaning agent such as alcohol or detergent. You can sterilize the removed part (the nasal mask) with boiling water or steam, but it cannot be sterilized in a microwave oven. After disinfection, clean the product with a soft, dry cloth. Avoid storing the product in direct sunlight and in a humid environment. Avoid using corrosive chemicals to clean the product.

Cleaning

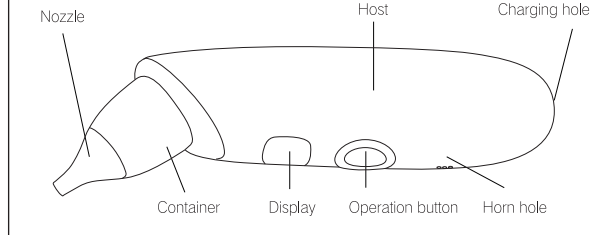


Cleaning method: if mucus accidentally enter inside of the machine:



Product introduction

The baby nasal aspirator is composed of a suction nozzle, a container, a line control component, a water pump assembly, and a housing assembly.



- ⚠ Warning: During use, ensure that the baby's mouth is open to ensure air circulation in the nasal cavity, so as to avoid negative pressure on the head and cause discomfort.
- ⚠ Warning: When the baby aspirator is working, do not block the other nostril to avoid negative pressure on the head and cause discomfort.
- ⚠ Warning: Clean the product before each use.
- ⚠ Warning: Do not immerse the entire product in a liquid.
- ⚠ Warning: Disinfect the nasal nozzle/transparent cover after use to prevent cross-contamination.
- ⚠ Warning: The product has no anti-backflow device, the baby nasal suction device needs to be equipped with a blister cup to prevent the product from inhaling the nose into the products to clogging motor and damage the product.
- ⚠ warning: when using two-thirds of the liquid in a blister cup, clean it to prevent liquid from flowing inside the product and damaging the product.
- ⚠ warning: after cleaning the "nozzle" with boiling water or steam the user should clean the water stain in the suction nozzle to prevent the baby suction device from sucking the water stain into the baby nasal suction device to prevent secondary pollution and damage the product.


charging instruction

take out the USB charging cable, connect the device, the other end connect socket. (Please use 5V/1A or 2A charge)

tips: do not use when charging.

Product parameters

product name:	Rechargeable baby suction Booger
Product number:	FY-B202
Package dimensions:	198*113*55mm
woring voltage:	5V
woring curren:	0.6A
power:	3W
product weight:	300g
Suction range:	50-60KPA
battery:	902030
Blister cup maximum capacity:	5.7ml



QA Listing

- 1, Will mucus enter the inside of the machine? How to clean after going in?
Usually it won't happen. If it enters, please refer to the cleaning chart and let it dry.
- 2, Why it can't suck out nose?
1, Try to adjust the angle; 2. The mucus may be too thick, please spray saline and wait for 30s-1min
- 3, Is it possible to cause any damage to the inside of the nose?
The suction power of our products is tested, you can start with low suction power.
- 4, Can it use for adults?
yes
- 5, Can it use for premature newborn babies?
Yes, (👶) This suction head is specially designed for babies
- 6, How to clean it more easy?
Use warm soapy water to clean the detachable head.
- 7, Can it be washed in the dishwasher?
It is recommended to use hot water or soapy water for cleaning, not a dishwasher.
- 8, Can the lights and music be turned off?
The music is switched off separately and can be turned off if not needed. What we use the lighting is warm color, not only for night lighting but also give children a warm atmosphere. The light will turn on automatically as soon as the product turned on, you can't turn it off alone.
- 9, What is the suction force?
50-60Kpa
- 10, How to use a long suction nozzle in case it is too plugged in?
Put the suction head slowly close to the baby's nasal cavity.