

Na! Na! Na! Surprise Kitty-Cat Camper


WARNING:
CHOKING HAZARD—Small parts.
Not for children under 3 years.

SKU: 575672

AGES 3+
ADULT SUPERVISION RECOMMENDED

CONTENTS

- A. 1 Camper
- B. 1 Awning
- C. 1 Toaster
- D. 1 Coffee Machine
- E. 1 Pot
- F. 1 Pan
- G. 2 Spoons
- H. 1 Tongs
- I. 1 Ladle
- J. 1 Shower Curtain with Rings
- K. 1 Bar Stool
- L. 2 Hangers
- M. 1 Blanket
- N. 1 Pillow
- O. 1 Cup (for utensils)
- P. 1 Hitch



Please keep this manual as it contains important information.



0621-1-E/INT
Printed in China

WWW.NANANASURPRISE.COM
©2021 MGA Entertainment, Inc.
NA! NA! NA! SURPRISE™ is a trademark of MGA in the U.S. and other countries. All logos, names, characters, likenesses, images, slogans, and packaging appearance are the property of MGA.

MGA Entertainment, Inc.
9220 Winnetka Ave.
Chatsworth, CA 91311 U.S.A.
(800) 222-4685

MGA Entertainment UK Ltd.
50 Presley Way, Crownhill,
Milton Keynes, MK8 0ES, Bucks, UK
0800 521 558

MGA Entertainment (Netherlands) B.V.
Baronie 68-70, 2404 XG Alphen a/d Rijn, The Netherlands
Tel: +31 (0) 172 758038

Imported by MGA Entertainment Australia Pty Ltd
Suite 2.02, 32 Delhi Road
Macquarie Park NSW 2113
1300 059 676

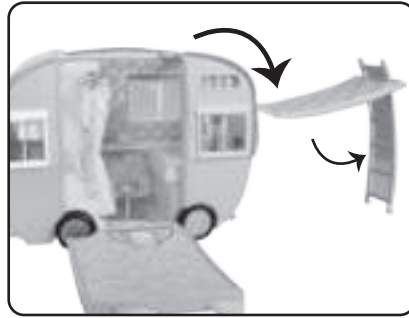
The preferred method of contact for Customer Service is through our e-mail contact form at www.mgae.com

Illustrations are for reference only. Styles may vary from actual contents.
Please remove all packaging including tags, ties & tacking stitches before giving this product to a child.

OPEN THE CAMPER



Slide the ear on top of the door to open the front of the camper.



Lift the roof up and slide out the ladder.

ASSEMBLY




Attach the awning to the back side of the camper by inserting the pegs on the awning into the openings on the wall.




Attach the hooks on the shower curtain to the shower's rod.



Add the hangers to the closet's rod.



To open the folding table, lift the top up and slide the support to secure the table.





Open the door on the side of the camper to reveal the kitchen. The toaster and utensil's cup have pegs on the back to attach them to the wall of the kitchen.

FEATURES

- Some of the camper's windows can slide open.
- All drawers and doors in the kitchen can be opened.
- Functioning wheels!

ON-THE-GO



Attach the camper hitch to the car hitch on the Na! Na! Na! Surprise™ Soft Plush Convertible (car and doll not included) and take your camper on the go.

IMPORTANT INFORMATION

- Use a slightly damp cloth when cleaning the camper. Never use harsh chemicals to clean the product.
- Do not wash or place fabric items in water, as it may damage it.
- Do not play with camper in the street, where there is vehicular traffic or in heavily traveled areas with pedestrians.
- Do not run the camper into furniture, walls, pets, people, etc., as doing so may cause injury to the person and irreparable damage to the unit.
- Do not drive through water, mud, etc.
- Do not leave product in direct sunlight for a long period of time.
- Check the condition of the product before giving to children. Dispose the product, part or component immediately if damaged.
- Warning! The product is not intended to bear the mass. Never sit or stand on the product.
- Unsuitable methods of cleaning, storage, and use might damage the product.
- Frequently check the product. Do not use if the product was worn or damaged.