

Assembly instructions for the ottoman, including tool requirements, time, and personnel.

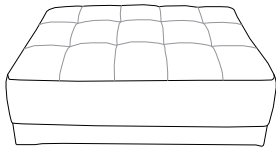
Tools: A screwdriver is shown as required, while a power drill is shown as not required (indicated by a diagonal slash).

Warnings: Two warning triangles with exclamation marks are present. The first is connected to the tool icons, and the second is connected to the floor placement diagram.

Time: A clock icon is shown with the text "15'", indicating a 15-minute assembly time.

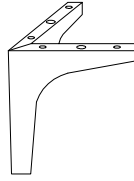
Personnel: A person icon is shown with the text "2", indicating that two people are required for assembly.

A



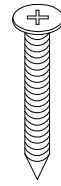
x 1

B



x 4


C



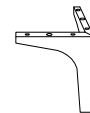
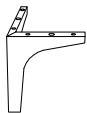
5
x
25

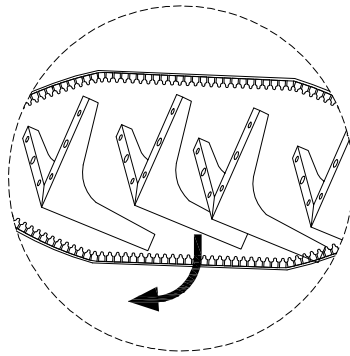
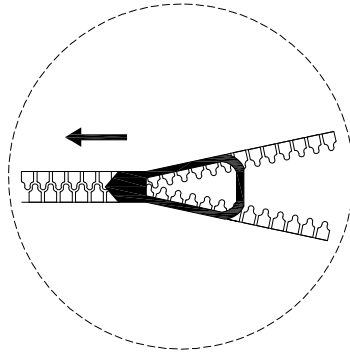
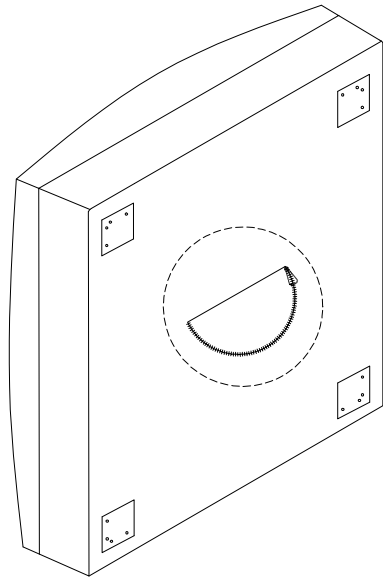
x 16

A

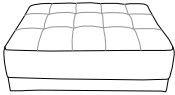
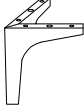



B x 4





1

<p>A</p>  <p>x 1</p>	<p>B</p>  <p>x 4</p>	<p>C</p>  <p>5 x 25 x 16</p>
--	--	--

