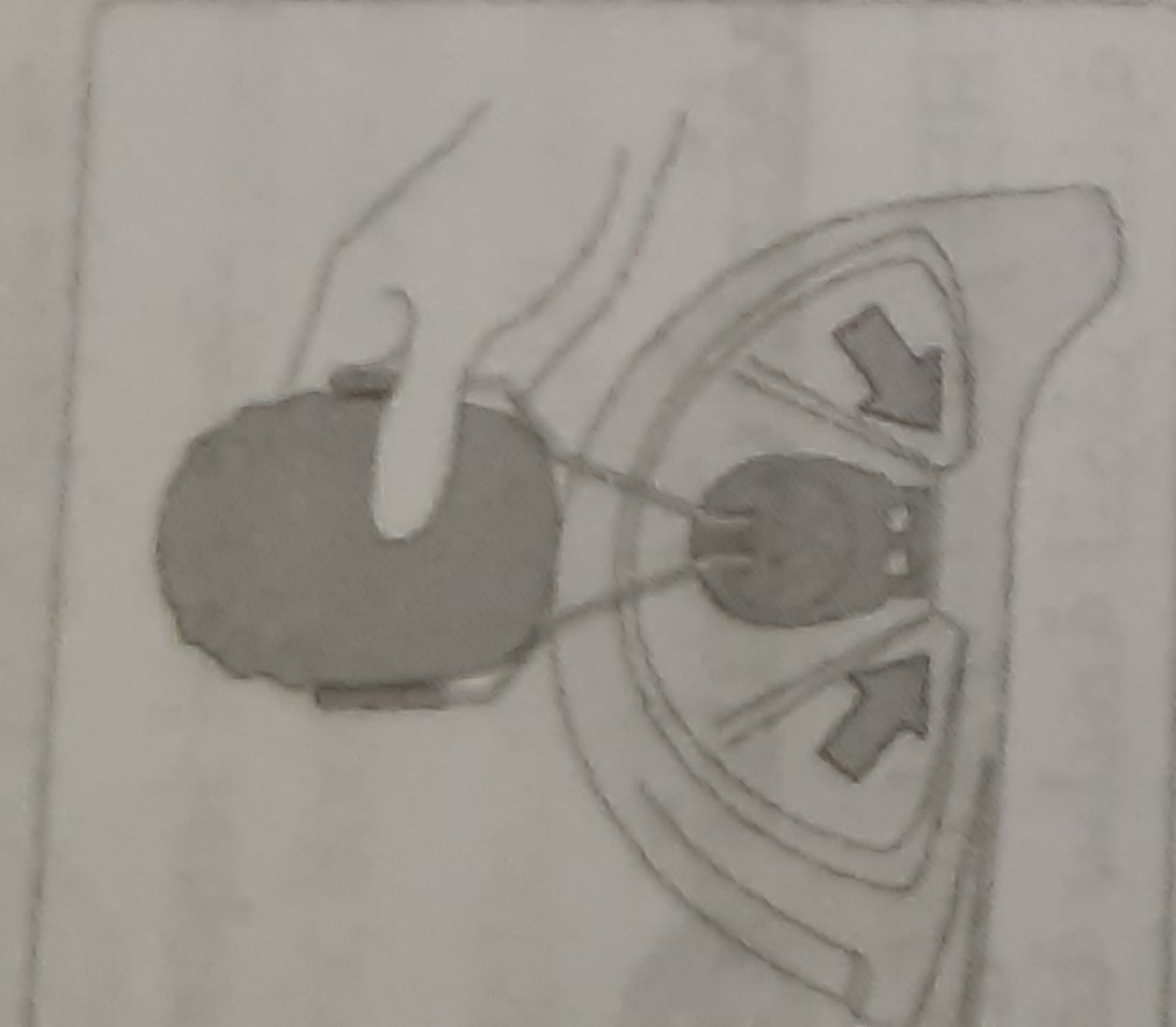
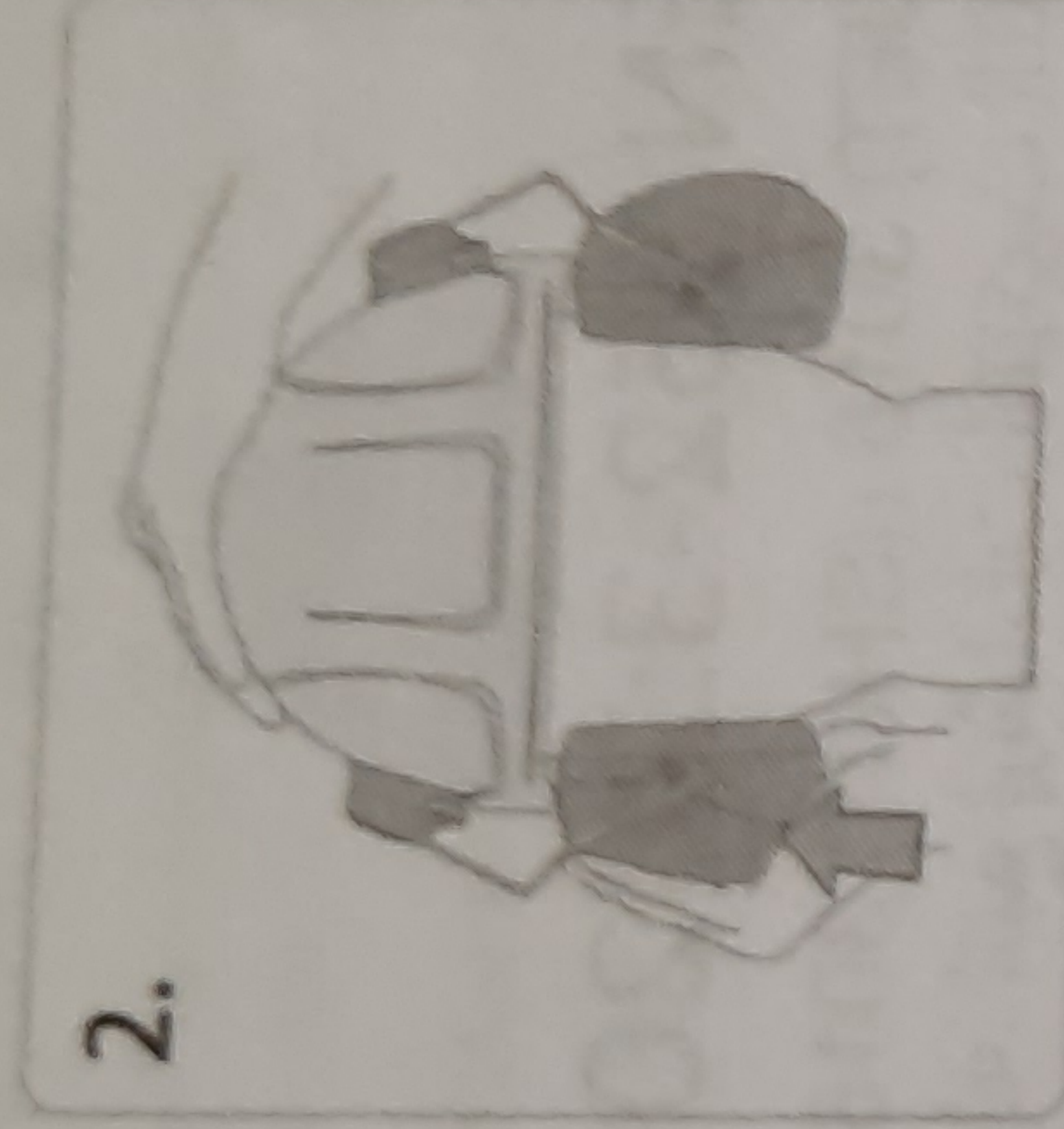


ENHA

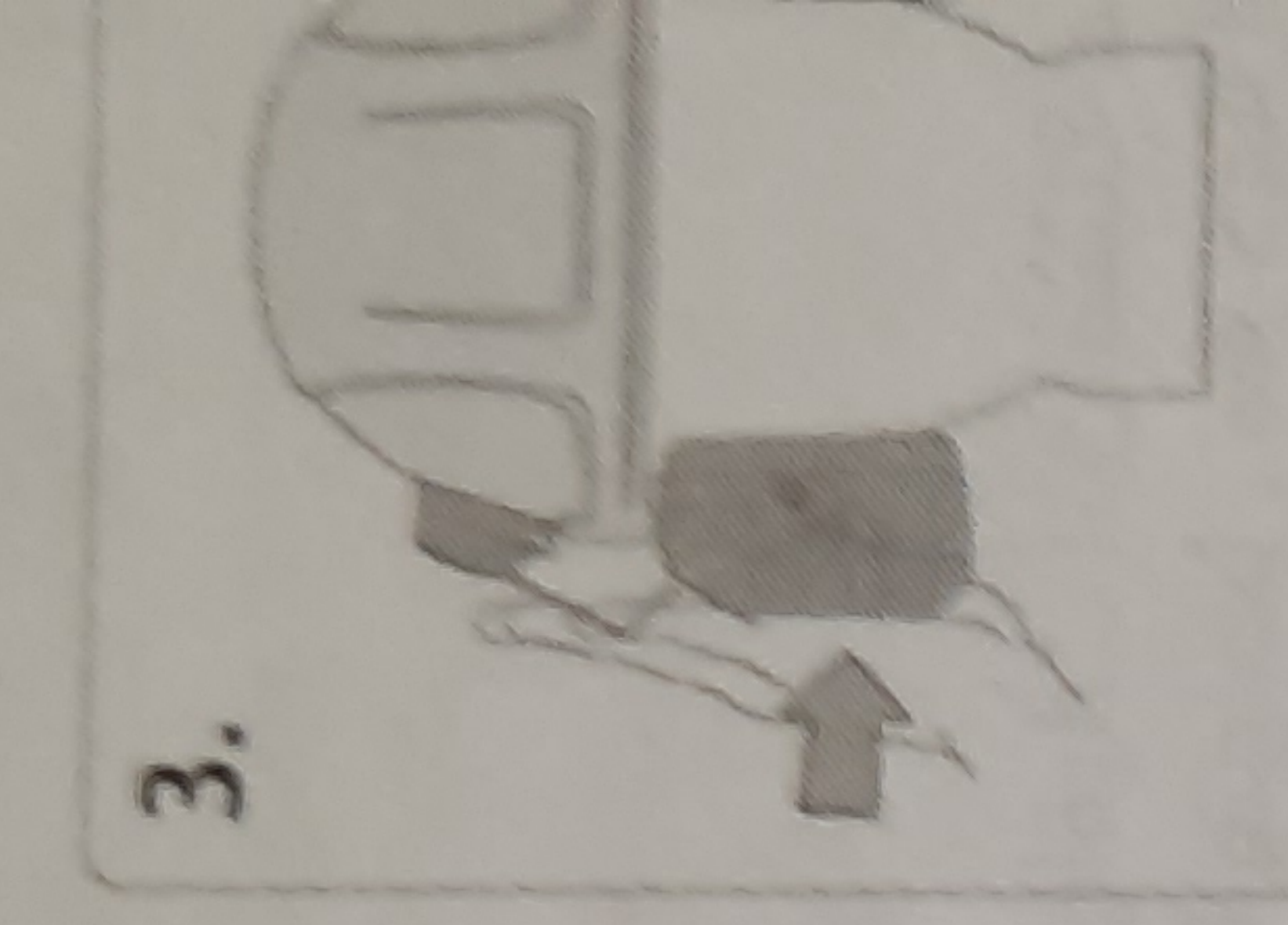
3017 (FREE); 3015 (SHOT); 3015 (SHOT);



2.



3.



UK 0086 C E 2

Instructions for Use EN 352-3:2020:

Product/model: 3017 (FREE); 3015 (SHOT); 3016 (JET); 3015 (SHOT): Helmet mounted ear muffs, ear muffs and hearing protector. Following the fitting instructions below and contact the manufacturer for further information. The manufacturer ensures that:

1. helmet mounted ear muffs are fitted, adjusted and maintained in accordance with the manufacturer's instructions; 2. helmet mounted ear muffs are worn at all times when exposed to hazardous noise levels in the workplace can be very damaging to hearing and it usually happens gradually over time; 3. helmet mounted ear muffs until they have already developed permanent hearing loss. As well as gradual hearing loss, there can also be sudden hearing loss and extremely loud noises. These helmet mounted ear muffs help reduce exposure to noise.

Warnings: Should these recommendations not be followed, the protection afforded by the product may be adversely affected by certain chemical substances. Further information should be obtained from the manufacturer. The fitting of hygiene covers to the cushions may affect the acoustic performance of the product. The fitting of hygiene covers to the cushions may affect the acoustic performance of the product.

Instructions: Check the product for any potential damage before use. If damaged, do not use. When putting the ear defenders on, push any hair that normally covers the ear to one side to ensure a good seal around the ear. The helmet-mounted hearing protector must be worn on the head. The product is only used with RADIUS and ROCKMAN helmet models (all variations); 3015 (SHOT) and 3016 (JET) helmet model (all variations except unvented variations - for electricians).

Use: The helmet-mounted hearing protector is designed to be worn on the sides of the head. The hearing protector is worn over your ears and adjust height by sliding the cups. 3. Check to ensure that the hearing protector is correctly positioned and fit tightly against your head. 4. The helmet-mounted hearing protector must be worn on it for work or rest. If it is not being worn, it should be positioned for rest (pull out the hearing protector).

Cleaning and Maintenance: Before and after use, always keep the ear muff in its original packaging. Do not use in a contaminated environment. To avoid potential damage, ensure the earpiece pads are kept clean. Regularly inspect the ear defender for signs of damage and potential loss of sound attenuation. The ear defender pads will function less effectively after prolonged use. Please do not use the product if the ear defender pads can be cleaned used a damp cloth and warm soapy water. Allow to dry before use. Do not use the product if the ear defender pads or other products which may damage the product's sound attenuation and seal. Do not use the product if it is harmful to humans. Certain chemicals may negatively affect the product. Further information should be obtained from the manufacturer.