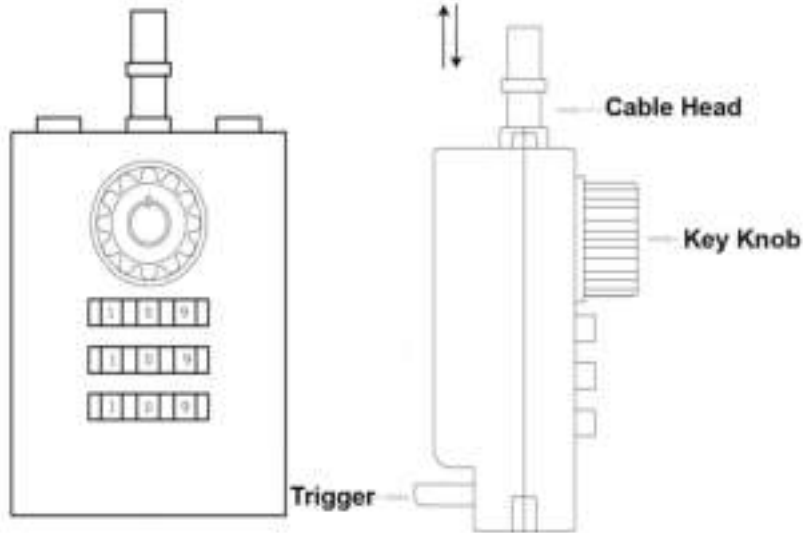
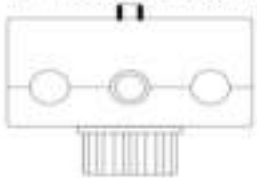


Remove tape from back of lock inside vault

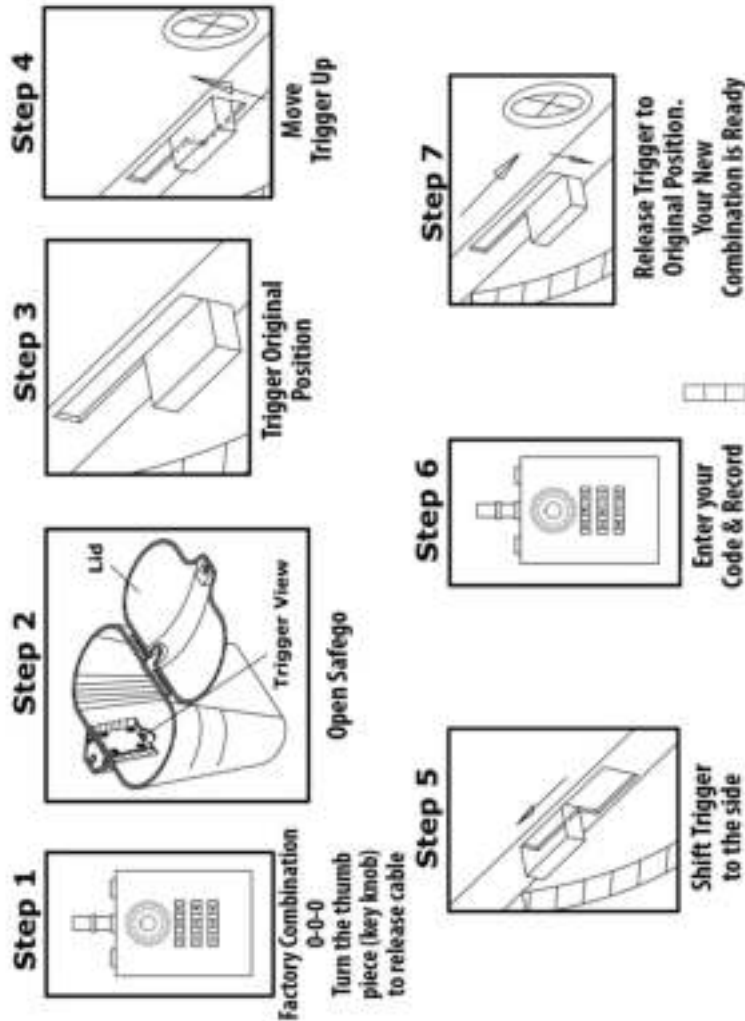


INSTRUCTIONS FOR LOCK USAGE

1. The cable head can be inserted into the lock hole in locked or unlocked position.
2. Dial the number wheels to 0-0-0 (factory combination), turn the thumb piece (key knob) to the right, the cable can be pulled out; the lock is now open.
3. To change the combination, the following steps must be taken:
 - a. Reach inside the box with the combination facing you.
 - b. Reach for the trigger, then pull up and to the right.
 - c. Proceed to set the combination to your desired code.
 - d. Release the trigger back to its original position.
 - e. The new combination is ready to be used at this point.
 - f. Make sure that you save your new combination in a safe and secure place



THE ABOVE INSTRUCTIONS MUST BE FOLLOWED IN ORDER FOR THE COMBINATION TO BE PROPERLY CHANGED.



Blue Chip Group LLC (the Company) believes our SafeGo™ container provides a great deal of security when properly used. But under the right circumstances, with the right tools and allowing an adequate amount of time, any security container can be compromised. Therefore Blue Chip Group LLC is not responsible for losses due to theft.

The company warrants to the original retail purchaser that this product or any part thereof will be free from defect in material and workmanship within 30 days from the date of original purchase. This warranty applies when the product is used under normal conditions for the purpose for which the product is designed, and does not cover damages arising from normal wear and tear, or damage related to alteration, accident, misuse, improper care or negligence. This warranty is in lieu of all other warranties, expressed or implied, and no person or representative is authorized to assume for the company any other liability in connection with the sale of this product. If it is determined that there is a covered defect, return the product with proof of purchase to the Blue Chip Group LLC dealer from which it was purchased. In no event shall Blue Chip Group LLC be liable for direct, indirect, incidental or consequential damages arising from the use of the product. Some states do not allow the exclusion of incidental or consequential damages. Therefore, the above limitation or exclusion may not apply to you. This warranty gives you special legal rights, and you may have other rights which vary from state to state. To review Blue Chip Group LLC warranty terms and conditions, please contact Blue Chip Group LLC directly.

RETURN POLICY

You may return your SafeGo™ to us within 15 days from the receipt of the shipment. Return freight charges must be paid by you. Product must be in new unused condition and in original box. We will issue you a credit less 25% restocking charge. Manufacturing defects will be determined at our discretion and SafeGo® will be re-placed at "No Charge."

Procedures for making a return:

Please call us at (866) 263-1200 or send us an e-mail at returns@safego.com and include the following information:

- Your Name
- Your E-mail
- Your Phone Number
- Order Number
- Reason for Return

We will send you a Return Authorization Number as well as the address to return the merchandise to.

U.S. Patent Nos. 7,866,505 and D539,540
 European Community Design Reg. No. 000508973-0001
 Safego™ is a trademark of Blue Chip Group, LLC
 © 2015 Blue Chip Group, LLC. All Rights Reserved.