

Bluetooth 4.0 Nano USB Adapter

Images are for demonstration only.

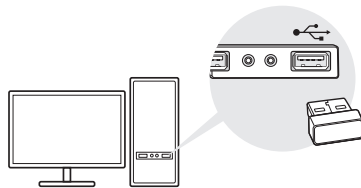


For Windows XP/7

1 Connect to a Computer

Insert the adapter into a USB port on your computer directly.

Note:
Before you proceed, please disable all existing Bluetooth devices (both built-in and third party) on your computer.



2 Install Bluetooth Driver

a. Download the driver at <https://www.tp-link.com/download/UB400.html#Driver>

b. Unzip the downloaded folder and run **Setup.exe**.


c. Follow the onscreen instructions to install the driver. During the installation, change **Discovery Mode** to **Discovery ON**.

Discovery Mode **Discovery ON**

d. Once the process is finished, restart your computer to complete installation.

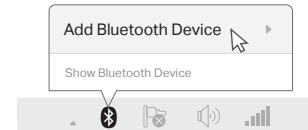
Note:
If you can't install the driver successfully, disable the antivirus software and firewall, then try again.

3 Pair With Bluetooth Devices

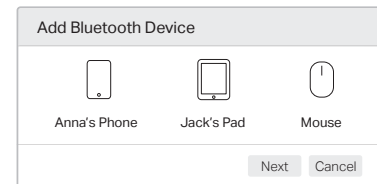
a. Right-click  (Bluetooth) icon on the menu bar and select **Add Bluetooth Device**.

Notes:

1. Make sure your Bluetooth device is set to be discoverable.
2. If the Bluetooth icon doesn't appear, refer to FAQ->Q1.



b. Select your Bluetooth device from the list and click **Next**. Follow the onscreen instructions to complete pairing.



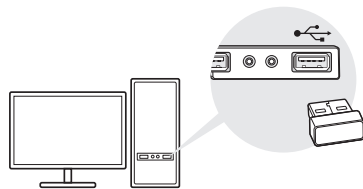


For Windows 8/8.1/10

1 Connect to a Computer

Insert the adapter into a USB port on your computer directly.

Note:
Before you proceed, please disable all existing Bluetooth devices (both built-in and third party) on your computer.



2 Pair With Bluetooth Devices

a. Double-click  (Bluetooth) icon on the menu bar.

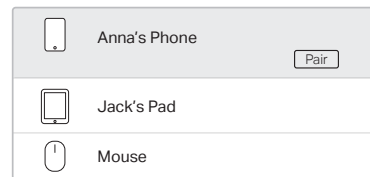
Note:
If the Bluetooth icon doesn't appear, refer to FAQ->Q1.



b. For Windows 10, click **Add Bluetooth or other device** to scan for Bluetooth devices. For Windows 8/8.1, skip this step.

c. Select your Bluetooth device from the list and follow the onscreen instructions to complete pairing.

Note:
Make sure your Bluetooth device is set to be discoverable.



Frequently Asked Questions

Q1. What should I do if the Bluetooth icon doesn't appear?

- A1. Make sure you have installed the Bluetooth driver if using Windows XP or Windows 7 system. And restart the computer after installing the driver.
- A2. Make sure there are no other Bluetooth devices on the computer. If there are, disable all existing Bluetooth devices in Device Manager, then insert the adapter and try again.

Q2. Why the adapter is not working with my Bluetooth device?

- A1. Make sure your device has BLUETOOTH function.
- A2. For devices with non-standard Bluetooth protocols, such as Logitech Mouse and AirPods, there may be some compatibility problems.

If you still have questions and need further help, refer to <https://www.tp-link.com/faq-2316.html>



Support

For technical support, the user guide and other information, please visit <https://www.tp-link.com/support>, or simply scan the QR code.



- Do not attempt to disassemble, repair, or modify the device.
- Do not use the device where wireless devices are not allowed.
- Keep the device away from water, fire, humidity or hot environments.
- This USB Adapter can only be powered by computers that comply with Limited Power Source (LPS).