

LED Sunset Light

Installation Manual




IP 20

NO

LED Sunset Light

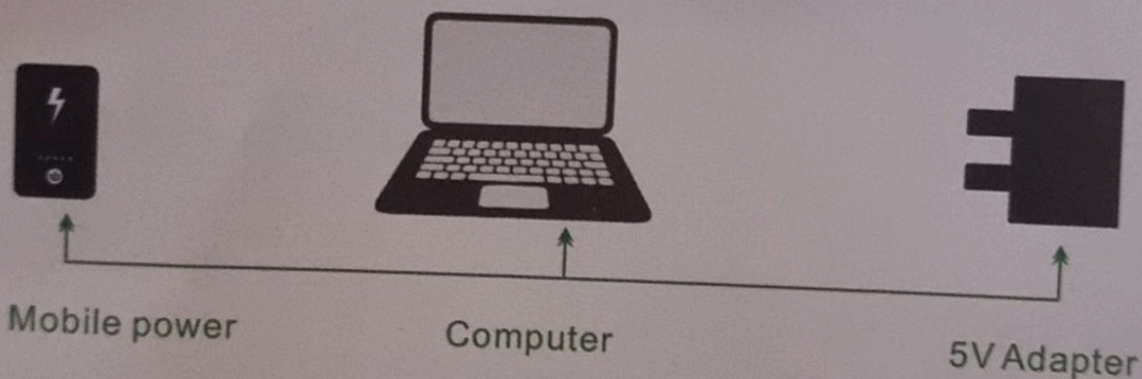
1. Product size



283*68*41mm

Black USB wire(with switch) length 1M

2. Wiring method:



DC5V powered

IP20


LED Sunset Light

3. Installation method:



Lamp x1pcs

Unscrew the outer cover, put the selected film into the lampshade, screw the lamp housing again, the installation is complete



Yellow Red Blue Purple

Each of the above x1pcs

4. Function display:




360-degree flexible and adjustable angle lighting can meet the lighting effects of different environments

Wire control switch, more convenient to use

IP20

LED Sunset Light

5. Application scenarios:



6. Precautions :



1. Before installation, please read the installation manual carefully and install carefully.
2. The product is 5V power supply, which can be used for universal mobile phone 5V charger, laptop 5V power supply port, mobile power 5V interface, etc.
3. The product is shipped with four colors of film (RGB style will add a 24-key controller), which can be installed according to needs.

IP20