

EOS

lampshade | user guide




UMAGE



WITH LOVE FROM COPENHAGEN

At UIMAGE, our designers take inspiration from the distinct nature of the Nordic landscape to create unique designs related to the way we live in an urban setting. Influenced by the design language, colours and materials found around us in Scandinavia, we create a collection that is rooted in our home but designed for everyone.

Versatile, flexible and multifunctional, our furniture and accessory collection is designed for packing the most into life in smaller spaces!



CARE AND MAINTENANCE

Please follow the below care and safety instructions to ensure many years of enjoyment with your new design item from UIMAGE.

- Keep the lamp clean using a hair dryer on the coolest setting, 25 cm (10") from the lamp and blow the loose dust from the feathers.
- Use a damp cloth for dust that is difficult to remove.
- Always keep the lamp away from fire.
- Exposure to direct sunlight may cause a colour fading of your Eos lampshade.

PLEASE GIVE THE FEATHERS TIME TO READJUST
TO THEIR ORIGINAL SHAPE

It may take up to two weeks, but you can help them along by running your fingers carefully through the feathers.

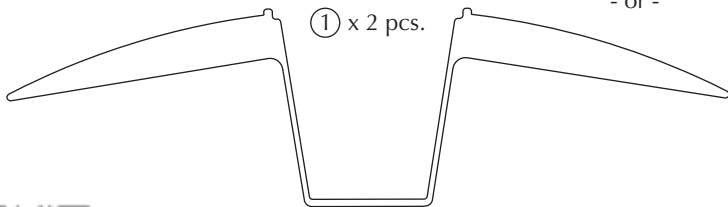


Keep these instructions at hand for future reference.



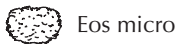
DESIGNED BY
SØREN RAVN CHRISTENSEN

“ All Eos lampshades are available in a neutral and harmonious colour palette just right for creating a warm and welcoming atmosphere at home. ”

ASSEMBLY GUIDE



Find assembly videos by using the QR code or by going online at our website
umage.com/instructions




Eos micro



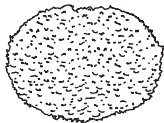
Eos mini





Eos medium



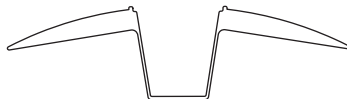
Eos large



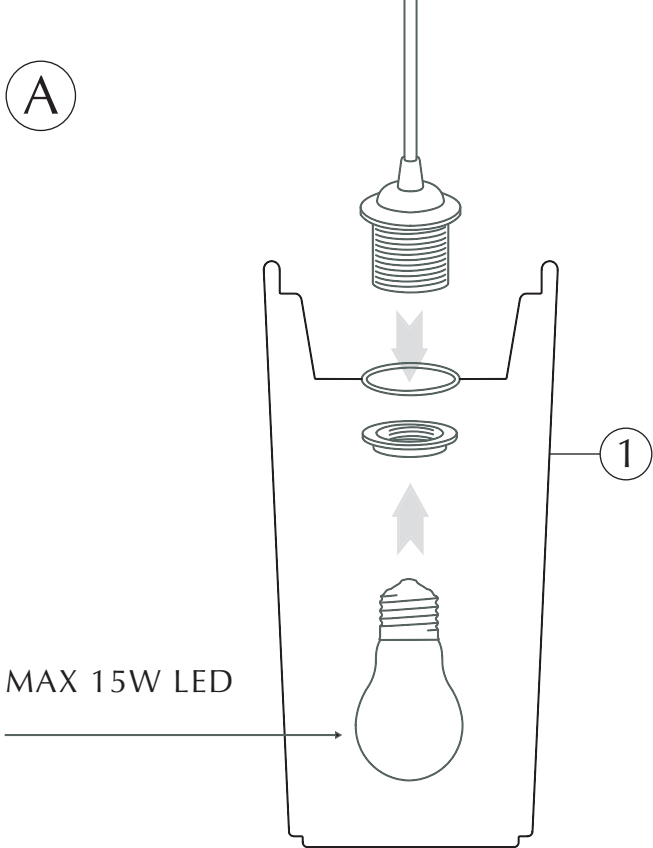
Eos x-large



Eos xx-large




A

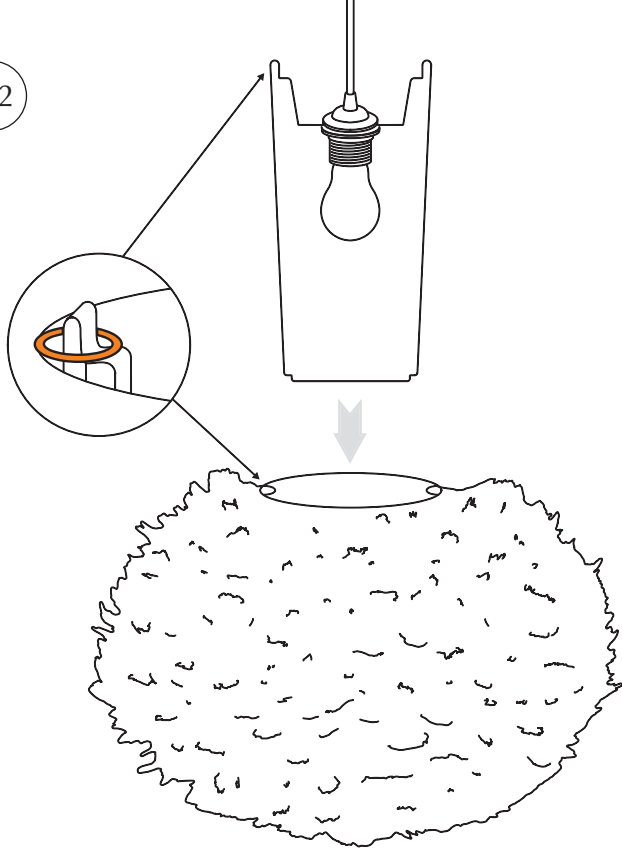


A.1

2




A.2



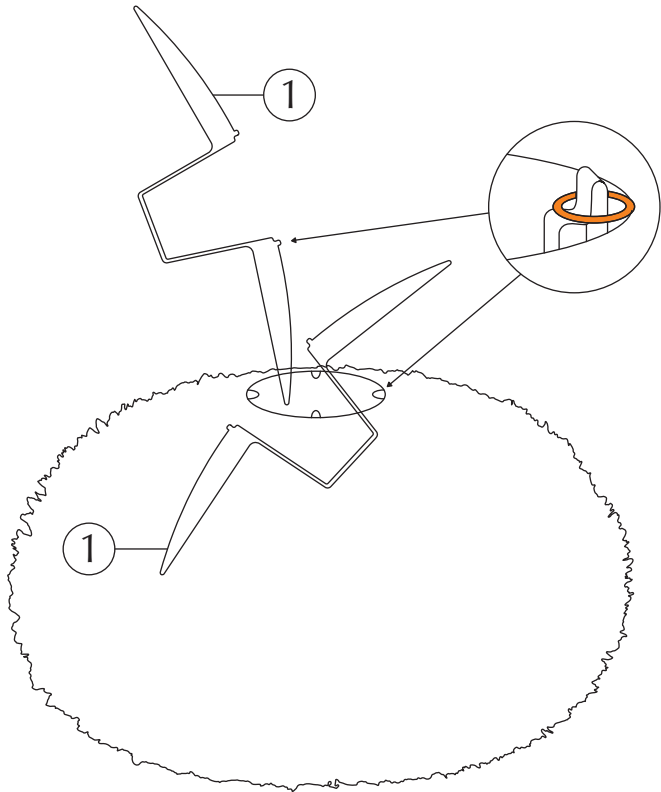


B

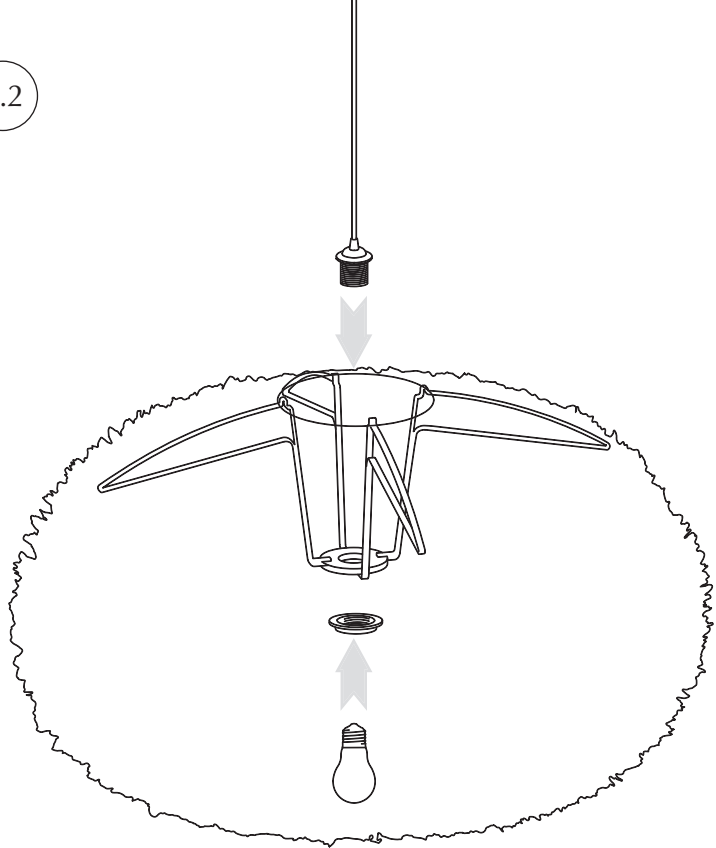
2



B.1



B.2



ASTERIA MOVE

lamp | anthracite grey





MY SPOT
oak | brass



SUSTAINABLE SUSTAINABILITY EFFORTS

We are dedicated being sensible frontrunners on the environmental responsibility. If we provide timeless and functional quality designs that last, we know nature will prevail, as will UIMAGE.

*"SAVING THE SCENT OF THE FOREST
AFTER AN EARLY MORNING RAIN"*



GIVING BACK TO NATURE

In collaboration with the NGO One Tree Planted, we are planting a tree every time one of our designs made from wood are being sold. Furthermore, we are compensating for the polypropylene products we sell, by donating part of the profits to the NGO Plastic Change, supporting the World ocean clean-up and minimizing plastic pollution.

MULTIFUNCTION AND FLEXIBILITY

One of the key aspects of the designs at UIMAGE is multiple functions and flexibility. Designing with more than one function in mind is a sustainable mindset as it reduces the number of products you need to buy to get a complete setting for your space.



REUSABLE PACKAGING

To minimize packaging waste, most of the packaging from our lighting collection is repurposed to be used as beautiful storage boxes afterwards. Learn more on the next page...



REUSABLE PACKAGING

With your new lamp, you have also received a free decorative storage box for the shelf.

THIS IS HOW IT WORKS

When your new lamp is out of the box you can keep the box and reuse it as a storage box for your small bits and bobs and place it on the shelf or on the top of your closet - repurposing the packaging for you and the environment.



So not only are UIMAGE's designs flat-packed to optimize the global logistics and the environmental footprint, but it ensures that you don't need to throw away tons of packaging material, that can just as well be reused for something new.

Read more about our many sustainability efforts:
umage.com/sustainability



Please follow the marked icons on the packaging materials for correct disposal of the remaining packaging materials:



CARDBOARD



PAPER



Recycle your waste correctly
by searching for these icons on
the packaging



FOLLOW US ON SOCIAL MEDIA



@umagedesign | #umagedesign | umage.com



210218