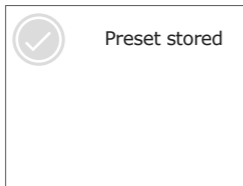


## Preset 1-4

Voreinstellung 1-4 / Préréglage 1-4 / Impostazioni predefinite 1-4 / Forudindstilling 1-4 / Voorinstelling 1-4 / Preajuste 1-4 / Förinställning 1-4 / Předvolba 1-4 / Ustawienia wstępne 1-4 / Predefinição 1-4

### Store

Speichern  
Enregistrer  
Memorizza  
Gemme  
Opslaan  
Guardar  
Spara  
Uložít  
Zapisz  
Save



### Select

Auswählen  
Sélectionner  
Selezionare  
Vælg  
Selecteer  
Selección  
Välj  
Vybrat  
Wybór  
Seleccionar

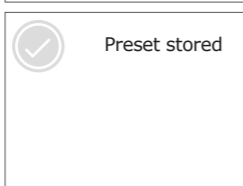
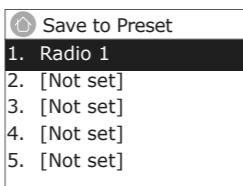
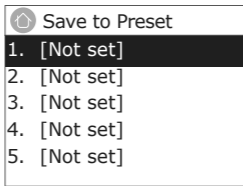
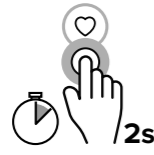


## Preset 1+

Voreinstellung 1+ / Préréglage 1+ / Impostazioni predefinite 1+ / Forudindstilling 1+ / Voorinstelling 1+ / Preajuste 1+ / Förinställning 1+ / Předvolba 1+ / Ustawienia wstępne 1+ / Predefinição 1+

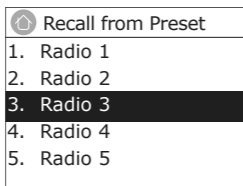
### Store

Speichern  
Enregistrer  
Memorizza  
Gemme  
Opslaan  
Guardar  
Spara  
Uložít  
Zapisz  
Save



### Select

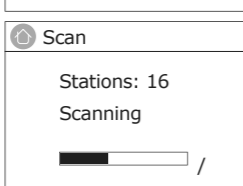
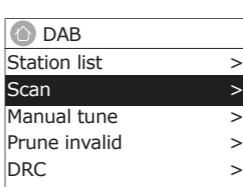
Auswählen  
Sélectionner  
Selezionare  
Vælg  
Selecteer  
Selección  
Välj  
Vybrat  
Wybór  
Seleccionar



## Digital radio settings

### Autotune

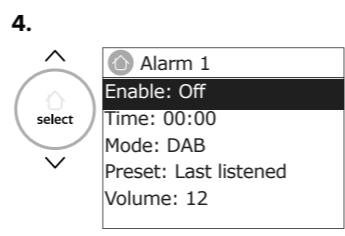
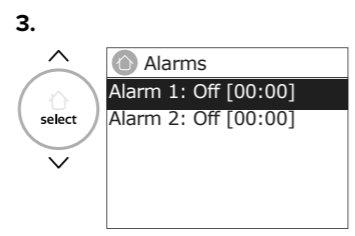
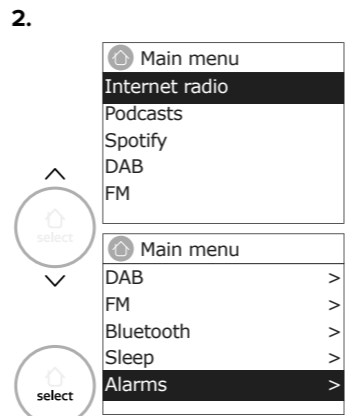
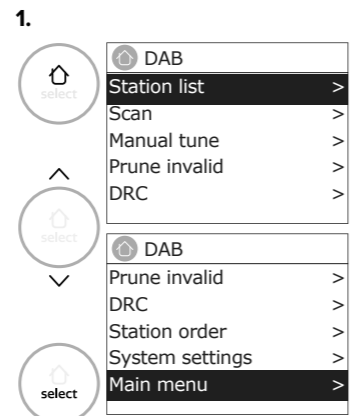
Autom. Sendersuche / Autotune / Sintonia automatica / Autotune / Autotune / Sintonización automática / Autotune / Automatické ladění / Strojenie automatyczne / Sintonização automática



## Alarms and timers

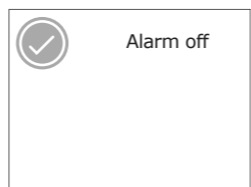
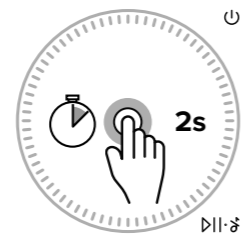
### Set an alarm

Einen Alarm einstellen / Définir une alarme / Impostare una sveglia / Sæt en alarm / Een alarm instellen / Defina una alarma / Ställ in ett alarm / Nastavit budík / Ustawienie alarmu / Definir um alarme



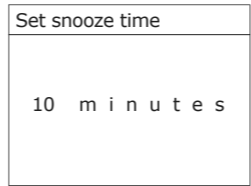
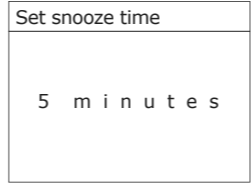
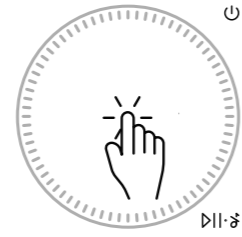
### Cancel an alarm

Alarm abbrechen / Annuler une alarme / Annullare una sveglia / Annuller en alarm / Alarm uitschakelen / Cancele una alarma / Avbryt ett alarm / Zrušit budík / Anulowanie budzenia / Cancelar um alarme



### Snooze an alarm

Schlummerfunktion des Alarms / Répéter une alarme / Posticipare una sveglia / Udsæt en alarm / Alarm op slummerstand zetten / Posponga una alarma / Snoozza ett alarm / Odlóżit budík / Przelazczenie budzika na Drzemkę / Suspender um alarme



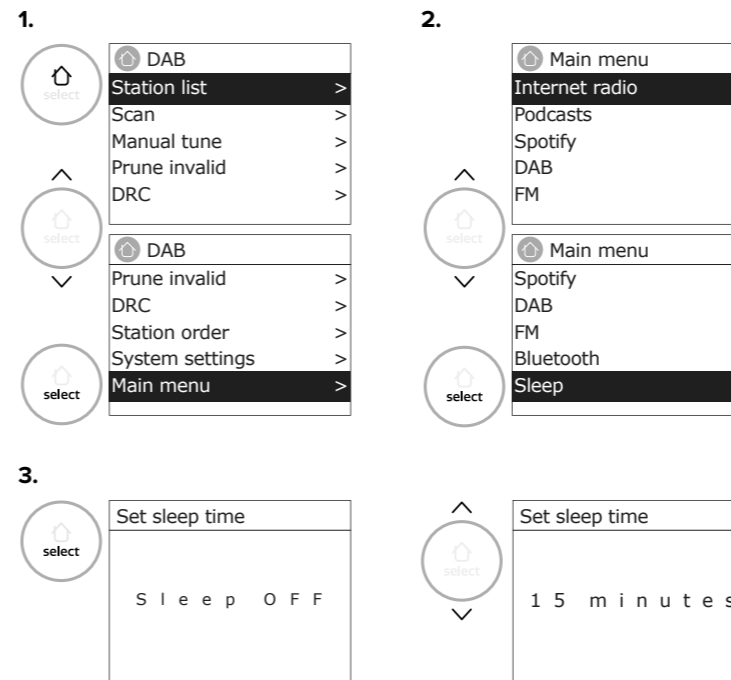
## Download the UNDOK app and control Evoke play with your smartphone

Laden Sie die UNDOK-App herunter und steuern Sie Evoke Home mit Ihrem Smartphone  
Téléchargez l'application UNDOK et contrôlez Evoke Home avec votre smartphone  
Scarica l'app UNDOK e controlla Evoke Home con il tuo smartphone  
Download UNDOK -appen, og styr Evoke Home med din smartphone  
Download de UNDOK-app en bedien Evoke Home met je smartphone  
Descargue la aplicación UNDOK y controle Evoke Home con su teléfono inteligente  
Ladda ner UNDOK -appen och styr Evoke Home med din smartphone  
Stáhněte si aplikaci UNDOK a ovládejte Evoke Home pomocí smartfónu  
Pobierz aplikację UNDOK i steruj Evoke Home za pomocą smartfona  
Baixe o aplicativo UNDOK e controle Evoke Home com seu smartphone



## Set sleep timer

Sleep-Timer einstellen / Régler le minuteur de veille / Impostare il timer di spegnimento / Indstll dvale-timer / Slaaptimer instellen / Ajuste el temporizador de estado de reposo / Ställ in sömmtimer / Nastavit automatické vypnutí / Ustawienie trybu sleep timer / Configurar temporizador para adormecer



## Garantiekonditionen

Pure International Limited garantiert dem Endverbraucher, dass dieses Produkt bei normalem Gebrauch für einen Zeitraum von zwei Jahren ab Kaufdatum frei von Material- und Verarbeitungsfehlern ist. Dieses Garantie deckt ausschließlich aufgrund von Herstellungs- oder anderen Reparaturen, die nicht von uns getrieben wurden. Bitte besuchen Sie [www.pure.com/register](http://www.pure.com/register), um Ihr Produkt bei uns zu registrieren. Wenn Sie ein Problem mit Ihrem Gerät haben, wenden Sie sich bitte an Ihren Lieferanten oder an den Pure Support unter der Adresse [support@pure.com](mailto:support@pure.com).  
Pure International Limited guarantees that this radio model Evoke Play, the Pure logo are trademarks or registered trademarks of Pure International Limited. All rights reserved.  
Pure, Concept House, Home Park Road, Kings Langley, Herts, WD4 8UD, UK  
Möbilbild 78, 6250 Kundl, Austria  
CE marked: Hereby, Pure International Limited declares that this radio model Evoke Play, the Pure logo are trademarks or registered trademarks of Pure International Limited. All rights reserved.  
One is in compliance with the essential requirements of RED 2014/53/EU. The full text of the EU Declaration of Conformity is available at the following internet address: <http://www.pure.com/about/>

# PURE Evoke play

## Quick Start Guide

Require further help in setting up your Evoke?  
Please visit [support.pure.com](http://support.pure.com)

EN	DE	FR	IT	DA	NO
NL	ES	SV	CZ	PL	PT

The Bluetooth® word mark and logos are registered trademarks owned by Bluetooth SIG, Inc. and any use of such marks by pure is under license. Other trademarks and trade names are those of their respective owners.

The Spotify Software is subject to third party licenses found here: [www.spotify.com/connect/third-party-licenses](http://www.spotify.com/connect/third-party-licenses)

### Specifications

<b>Radio Digital (DAB/DAB+):</b>	Frequencies Digital Band III 174–240 MHz
<b>FM radio:</b>	Frequencies FM 87.5–108 MHz (with RDS)
<b>Bluetooth:</b>	Frequency range: 2402 < 2480 MHz Maximum power: 9.15dBm (e.i.r.p.), A2DP support
<b>2.4GHz Wi-Fi:</b>	Frequency range 2.412–2.472 GHz, Maximum power = 18.90dBm (e.i.r.p)
<b>5GHz Wi-Fi:</b>	Frequency range 5.18–5.24 GHz, 5.26–5.32 GHz, 5.5–5.7 GHz, Maximum power = 18.10dBm (e.i.r.p) Restrictions apply to outdoor use in the 5.5–5.7 GHz range in some countries. Note: This product is intended for indoor use only.
<b>Display:</b>	2.4", 320 x 240, TFT colour display
<b>Software version:</b>	V1.0
<b>Speaker:</b>	1x 3.5" full range drivers & 2x tweeters
<b>Input connectors:</b>	Micro USB (Software updates only)
<b>Power supply requirements:</b>	18.0V DC, 1.8 A, 32.4 W
<b>Dimensions:</b>	W:243mm x H:155mm x D:145mm
<b>Weight:</b>	2.1kg

### Warranty information

Pure International Limited warrants to the end user that this product will be free from defects in materials and workmanship in the course of normal use for a period of two years from the date of purchase. This guarantee covers breakdowns due to manufacturing or design faults; it does not apply in cases such as accidental damage, however caused, wear and tear, negligence, adjustment, modification or repair not authorised by us. Please visit [www.pure.com/register](http://www.pure.com/register) to register your product with us. Should you have a problem with your unit please contact your supplier or contact Pure Support at the address shown on the rear of this manual.

