

EN instruction manual
PWC12 wireless charger
SAFETY INFORMATION

To prevent injury to yourself and other or damage to your device, read the safety information about your device before using the device.

Globalign International Trading company cannot be held responsible for any injury or property damage caused by failure to comply with the safety cautions and regulations.

1. Please do not expose this device to moisture or heat sources.
2. This is not a toy, not suitable for children under the age of 7.
3. Do not use damaged power cords or plugs, or loose electrical sockets.
4. Do not touch the power cord with wet hand or disconnect the charger by pulling the cord.
5. Do not bend or damage the power cord.
6. Do not store your device with metal objects, such as coins, keys and necklaces. Your device may overheat.
7. Do not use your device or applications for a while if the device is overheated.
8. Prolonged exposure of your skin to an overheated device may cause low temperature burn symptoms, such as red spots and pigmentation.
9. Do not store your device neat or in heaters, microwaves, hot cooking equipment, or high pressure containers. Your device may overheat and cause a fire.
10. Do not drop or cause an impact to the charger or the device.
 - Store your device only on flat surfaces
 - If your device falls, it may be damaged.
11. Do not bite or suck the device
 - Doing so may damage the device or cause an explosion.
 - If children use the device, make sure that they use the device properly.
12. The device must be installed and used in a manner that keeps the device at least 10cm from users and bystanders.
13. Keep your device dry
 - Humidity and liquids may damage the parts of electronic circuits in your device.
 - If your device is wet, dry the device with a towel and take it to a service center.
14. Do not disassemble, modify or repair your device
 - Your device may malfunction and your risk of electric shock is increased.
 - Any changes or modifications to your device can void your manufacturer's warranty. If your device needs servicing, take your device to a service center.

USING THE WIRELESS CHARGER

1. Make sure that the charging area (see picture) is in the same position as the receiver of the device to be charged.
2. Connect the USB part to a power source.
3. Make sure your phone is compatible for wireless charging.
4. Place your wireless charging device on the wireless charging area ①

Note:

- Some phone cases may block the wireless charging.
- Do not place other materials, like metal objects, magnets, and magnetic stripe cards, between the mobile device and the wireless charger pad.
- Check your mobile device's battery percentage using the charging icon displayed on the screen of your phone.
- When the mobile device is not placed on the charging area accurately, your mobile device may not charge properly.

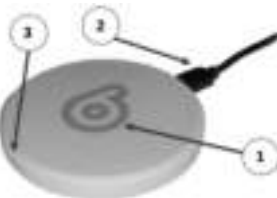
Warranty:

- Globalign International Trading provides warranty in accordance with the legislation of the customer's own country of residence, with a minimum of 24 months, starting from the date on which the appliance is sold to the end user.
- The warranty only covers defects in material or workmanship.
 - The repairs under warranty may only be carried out by an authorized service center. When making a claim under the warranty, the original bill of purchase (with purchase date) must be submitted.
 - The warranty will not apply in cases of:
 1. Normal wear and tear
 2. Incorrect use, e.g., overloading of the appliance, use of non-approved accessories
 3. Use of force, damage caused by external influences
 4. Damage caused by non-observance of the user manual, e.g., connection to an unsuitable main supply or non-compliance with the installation instructions
 5. Partially or completely dismantled appliances
 6. The accessories are not covered by the terms of the warranty because they are subject to wear.

PRODUCT OVERVIEW

1. Wireless charging area
2. Charging Area
3. Indicator light

Indicator light	Device status
Red	Charging station is on but no device is being charged
Blue	Compatible device is being charged
Off	USB cable not connected, charging function is off



Packaging includes:





1. Round wireless charger
2. 100 cm Recycled TPE Micro USB cable
3. Instruction Manual

Specification:

- Input: 5V-2A 9V-1.67A - Frequency band: 110-205kHz
- Output: 5V-1A 9V-1.1A, Max. 10W - Charging type: Wireless charging
- Operational temperature: -10 - 60°C - Product weight: 38g
- Maximum radio frequency power: 28.31dBuA/m - Product dimensions: 075 x 10mm

Mobile device compatibility

This product supports all devices that have a wireless receiver that enables wireless charging on a charging pad.

	<p>This marking indicates that this product should not be disposed with other household wastes throughout the EU. To prevent possible harm to the environment or human health from uncontrolled waste disposal, recycle it responsibly to promote the sustainable reuse of material resources. To return your used device, please use the return and collection systems or contact the retailer where the product was purchased. They can take this product for environmental safe recycling.</p>
	<p>Declaration of Conformity. Products marked with this symbol comply with all the applicable Community regulations of the European Economic Area.</p>
	<p>Read operators manual.</p>
 <p>PLEASE RECYCLE</p>	<p>The packaging can be reused or recycled. Please dispose properly of any packaging material no longer required. If you notice any transport damage during unpacking, please contact your dealer without delay.</p>

If you need more information or support, please contact us via: www.bluelign.com

Globalign international trading declares that the radio equipment type PWC12 Bluelign wireless charger is in compliance with Directive 2014/53/EU RED, 2011/65/EU RoHS, 2015/863/EU RoHS, SVHC 1907/2006 REACH. The full and most recent text of the EU declaration of conformity is available at the following internet address: