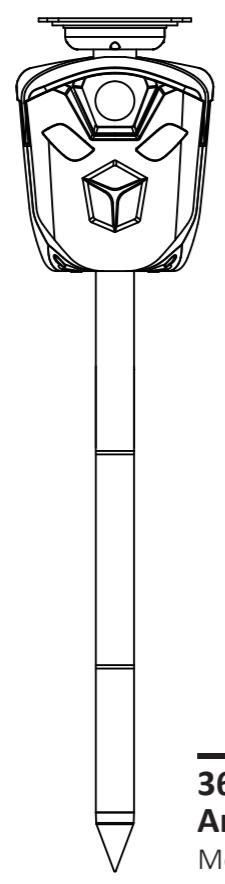


正面

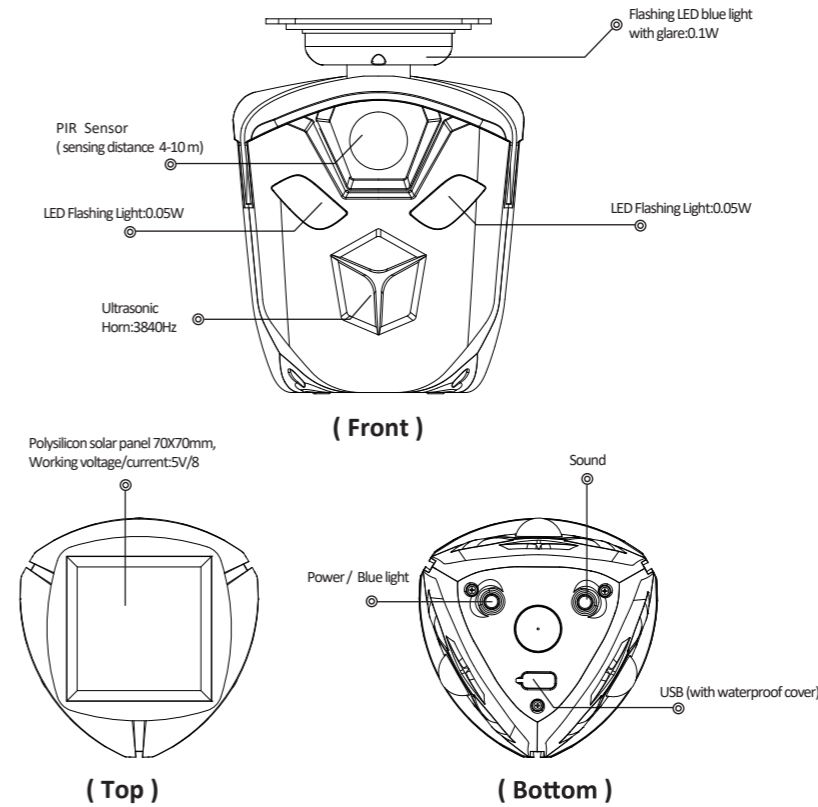


**360° Smart Scarecrow
Animal Repeller**
Model: AR16

Parameter

Product name:	360° Smart Scarecrow Animal Repeller
Model:	AR16
Power Supply:	Solar or USB
Solar Panel:	5V, 120mA, Polysilicon 70X70mm
Working Current:	3.7V/60mA
Battery:	3.7V 18650 2200mAh Lithium Battery
Waterproof IP Rating:	IP44
PIR Sensor Distance:	4-10m (depends on environment, temperature)
Max Range:	360°
Ultrasonic Frequency:	15-50kHz
Dimensions:	11.5*11.5*49.7cm(L*W*H)
DB Value:	90-120dB
QTY Per 20' FCL:	8,040 pcs
USB Micro:	5V/1A

Specification

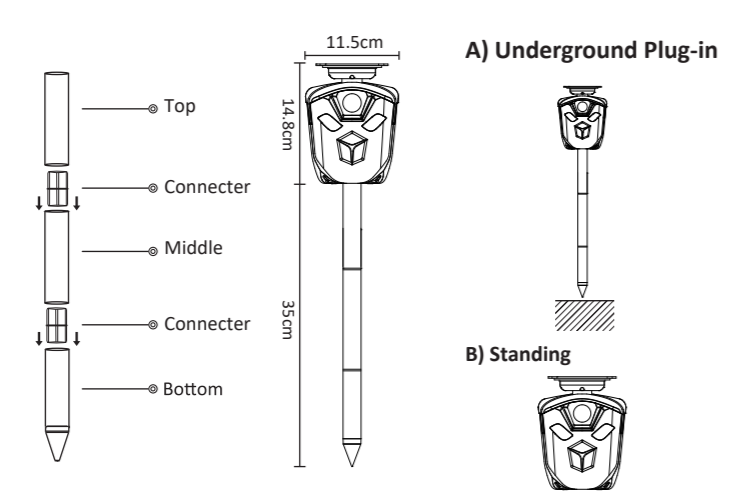


02

反面

Installation

1. Before installation, please charge the product under sunshine for 12 hours, or charge with USB cable for 6 hours.
2. Assemble the poles one by one and connect to the main part.
3. Insert the sharp poles into the ground, fix against the wall, or put on the top of things with flat surface directly as you required.
4. Press down the power button to turn on the device, it'll go into self-check mode.
5. Working version:
 - (1) Ultrasound emitting, and LED lights keep flashing until animals leave.
 - (2) Ultrasound, LED lights and alarm work at the same time to repel animals.
6. If you want the alarming sound, press the power the alarm button activate the alarming sound, a green indicator will remain on the facade .



03

Working Instructions

- 1. Working principle:**
A blue LED strobe light is set on the top of the device. The main part consists of three sides, each side has an infrared sensor, 2 strong white flashing LED lights(6 in total) and a 3840Hz ultrasonic horn, which can sense the animals from all directions. When animal approaching, the three sides will enter the working state (LED light flashes, the ultrasonic horn makes a harsh sound).The product will go to standby mode after animals leave about 10s ; it will start the repelling mode until animals passes by next time. The solar panel is set on the top, and 2 tact switches and 1 USB charging interface at the bottom. Solar power and USB charging is the 2 methods of power supply.
- 2. Operating Version:**
1)Sound version: Ultrasonic, white flashing lights, alarming sound(it works in default):
(green indicator light will turn on while working) The horn emits ultrasonic waves in frequency of 15KHZ~50KHZ, the white lights keep flashing, and the horn continues to alarm until animals leave the sensing range;
2)Silent version: Ultrasonic and white flashing lights:
(press the SOUND button shortly to turn off the green indicator) The horn emits ultrasonic waves in frequency of 15KHZ~50KHZ, the white lights continue to flash until animals have been driven away;
- 3. 2 Modes for Blue Light (1Hz):**
a. Default automatic mode : After turned on, the blue light works automatically at night, rainy days/indoors, but not flash in sunny days (triggered by solar panel).
b. OFF mode: Press the Blue light button for 1s to turn off, and it works neither day nor night.
Note: Default mode when start: Sound version+Automatic mode of blue light.
- 4. Indicator light:**
The red indicator will light on when charging, and off after the battery fully charged (about 6hrs). The green indicator will lights on in the Sound version, and off in the Silent version.

04

Attention

1. Please install the repeller in the place where the product will be charged by the sunshine.
2. If there is no direct sunshine in the place, please try to check the battery first if it fails to work.
3. For better results, when you install the product, please keep the head of the repeller 9-10 inches above the ground to avoid being soaked.
4. PIR sensor is very sensitive to induce the approaching animals, as well as the sunlight, so that please DO NOT cover the PIR sensor.
5. Keep those accessories far from your children and pets to prevent being ate.
6. The product CAN NOT work while charging.

Dispose
Dispose of all parts appropriately and safely and in compliance with your national regulations and local environmental standards.

Warranty
All of our products support 365 days warranty. If you have any questions about your order or product, please feel free to contact us.We will do our best to help you.

05