



Size Chart : Harness Body Safe



This harness is available in seven different sizes. We recommend taking your dog's measurements to choose the appropriate size. To do this, **measure the circumference** of your dog's chest: place either **2 fingers (for sizes XXS-XS-S) or 4 fingers (for sizes ML-XL-XXL)** behind the front legs and from this distance, measure the chest.

We also recommend that you are able **put your hand under the harness** at the back of your dog in order to give your dog maximum freedom of movement.

Circumference

Chest Distance

XXS

33-45 cm / 13 - 17.5 in

2 fingers

XS

40-53 cm / 15.5-21 in

2 fingers

S

49-67 cm / 19.5-26.5 in

2 fingers

M

58-76 cm / 23-30 in

4 fingers

L

63-85 cm / 25-33.5 in

4 fingers

XL

71-96 cm / 28-38 in

4 fingers

XXL

82-115 cm / 32.5-45.5 in

4 fingers

Size Chart : Harness Active Velvet



XXS

neck : 14-22cm / belly : 36-42cm / chest : 16cm

XS

neck : 22-36cm / belly : 43-52cm / chest : 19,5cm

S

neck : 26-40cm / belly : 52-64cm / chest : 23cm

M

neck : 30-48cm / belly : 62-74cm / chest : 30cm

L


neck : 38-58cm / belly : 70-86cm / chest : 35cm

XL

neck : 48-70cm / belly : 78-96cm / chest : 38,5cm



Size Chart : Harness Loop



XS	width : 1,5cm / neck : 24-36cm / belly : 28-45cm / back : 8cm / front : 11-14cm
S	width : 2cm / neck : 32-45cm / belly : 37-64cm / back : 10cm / front : 14-20cm
M	width : 2,5cm / neck : 39-64cm / belly : 52-89cm / back : 15cm / front : 19-28cm
L	width : 3cm / neck : 58-100cm / belly : 58-100cm / back : 18cm / front : 27-39cm










Dog Collar Velvet Leather


How to take measurements ?

We recommend to use a measuring tape to measure your dog's neck. The measurement obtained will correspond to the middle hole on the collar (see illustration). You can then compared it with our size guide below.

Example : If you dog's neck measurments is 48cm, we then advice to choose the **M** size



		Length cm	Width cm
	XXS	28-34	1,5
	XS	32-38	1,5
	S	36-42	1,5
	M	44-54	2,5
	ML	50-60	2,5
	L	55-62	2,5
	XL	60-68	2,5










Dog Collar Velvet Leather

How to take measurements ?

We recommend to use a measuring tape to measure your dog's neck. The measurement obtained will correspond to the middle hole on the collar (see illustration). You can then compared it with our size guide below.

Example : If you dog's neck measurments is 48cm, we then advice to choose the **M** size



		Length cm	Width cm
	XXS	28-34	1,5
	XS	32-38	1,5
	S	36-42	1,5
	M	44-54	2,5
	ML	50-60	2,5
	L	55-62	2,5
	XL	60-68	2,5

Dog Collar Triangle

How to take measurements ?

We recommend to use a measuring tape to measure your dog's neck. The measurement obtained will correspond to the middle hole on the collar (see illustration). You can then compared it with our size guide below.

Example : If you dog's neck measurments is 48cm, we then advice to choose the **M** size

Dog Collar Length till the middle hole



Neck size

		Length cm	Width cm	Recommended Breed
	XXS	28-34	1,5	
	XS	32-38	1,5	
	S	36-42	1,5	
	M	44-54	2,5	
	ML	50-60	2,5	
	L	55-62	2,5	
	XL	60-68	2,5	

Dog Collar Plaited Nylon

How to take measurements ?

We recommend to use a measuring tape to measure your dog's neck. The measurement obtained will correspond to the middle hole on the collar (see illustration). You can then compared it with our size guide below.

Example : If you dog's neck measurments is 48cm, we then advice to choose the **M** size

Dog Collar Length till the middle hole



Neck size

		Length cm	Width cm
	XS	32-38	1,5
	S	36-42	1,5
	M	44-54	2,5
	ML	50-60	2,5
	L	55-62	2,5
	XXL	60-68	2,5

Dog Collar Plaited Nylon

How to take measurements ?

We recommend to use a measuring tape to measure your dog's neck. The measurement obtained will correspond to the middle hole on the collar (see illustration). You can then compared it with our size guide below.

Example : If you dog's neck measurments is 48cm, we then advice to choose the **M** size







Dog Collar Length till the middle hole



Neck size

		Length cm	Width cm
	XS	32-38	1,5
	S	36-42	1,5
	M	44-54	2,5
	ML	50-60	2,5
	L	55-62	2,5
	XXL	60-68	2,5

Size Chart : Dog Collar Jacquard

		Length cm	Width cm
	XS	32 - 38	3
	S	37 - 43	3
	M	41 - 51	3
	M/L	49 - 59	5
	L	53 - 63	5
	XL	62 - 72	5

How to take measurements ?

We recommend using a measuring tape to measure the circumference of your dog's neck. You can then compare it with our size guide. The measurements are taken from the first hole to the last.

Example : If you dog's neck measurements is 47cm, we then advice to choose the **M** size

First hole



Last hole



Size Chart : Dog Sweater Teddy Fleece



	cm		
	x	y	z
XXS	25	18	20
XS	34	19	22
S	40	20	26
SM	48	21	26
M	54	24	28
L	70	28	30
XL	78	34	36
XXL	93	42	48



Size Chart : Dog Collar Velvet

		Length cm	Width cm
	XXS	18-26	1,1
	XS	25-38	1,5
	S	28-40	2
	M	36-52	2,5
	L	42-68	2,5
	XL	45-75	3






How to take measurements ?

This collar is adjustable. One of the easiest ways to ensure that you order the right size collar for your dog is to measure your dog neck. Once you have the measurements, you can compare it with our size chart above.





Size Chart : Dog Collar Loop

		Length cm	Width cm
	XS	35	1,5
	S	40	2
	M	45	2,5
	L	50	2,5
	XL	60	2,5

How to take measurements ?

This collar is adjustable. One of the easiest ways to ensure that you order the right size collar for your dog is to measure your dog neck. Once you have the measurements, you can compare it with our size chart above.



Size Chart : Dog Collar Handmade Pearls

		Length cm	Width cm
	XS	33,5-39,5	1,8
	S	37,5-43,5	2,8
	M	48-58	2,9
	M/L	54-64	3
	L	56-66	3,5
	XL	62-72	3,5

How to take measurements ?

We recommend to use a measuring tape to measure your dog's neck. The measurement obtained will correspond to the middle hole on the collar (see illustration). You can then compared it with our size guide below.

Example : If you dog's neck measurments is 50 cm, we then advice to choose the **M** size

Dog Collar Length till the middle hole



Neck size

Measurements (table above) are taken from the beginning of the buckle to the first and last hole.



Size Chart : Dog Collar Corduroy

		Length cm	Width cm
	XS	25-38	1,5
	S	28-40	2
	M	36-52	2,5
	L	42-68	2,5
	XL	45-75	3

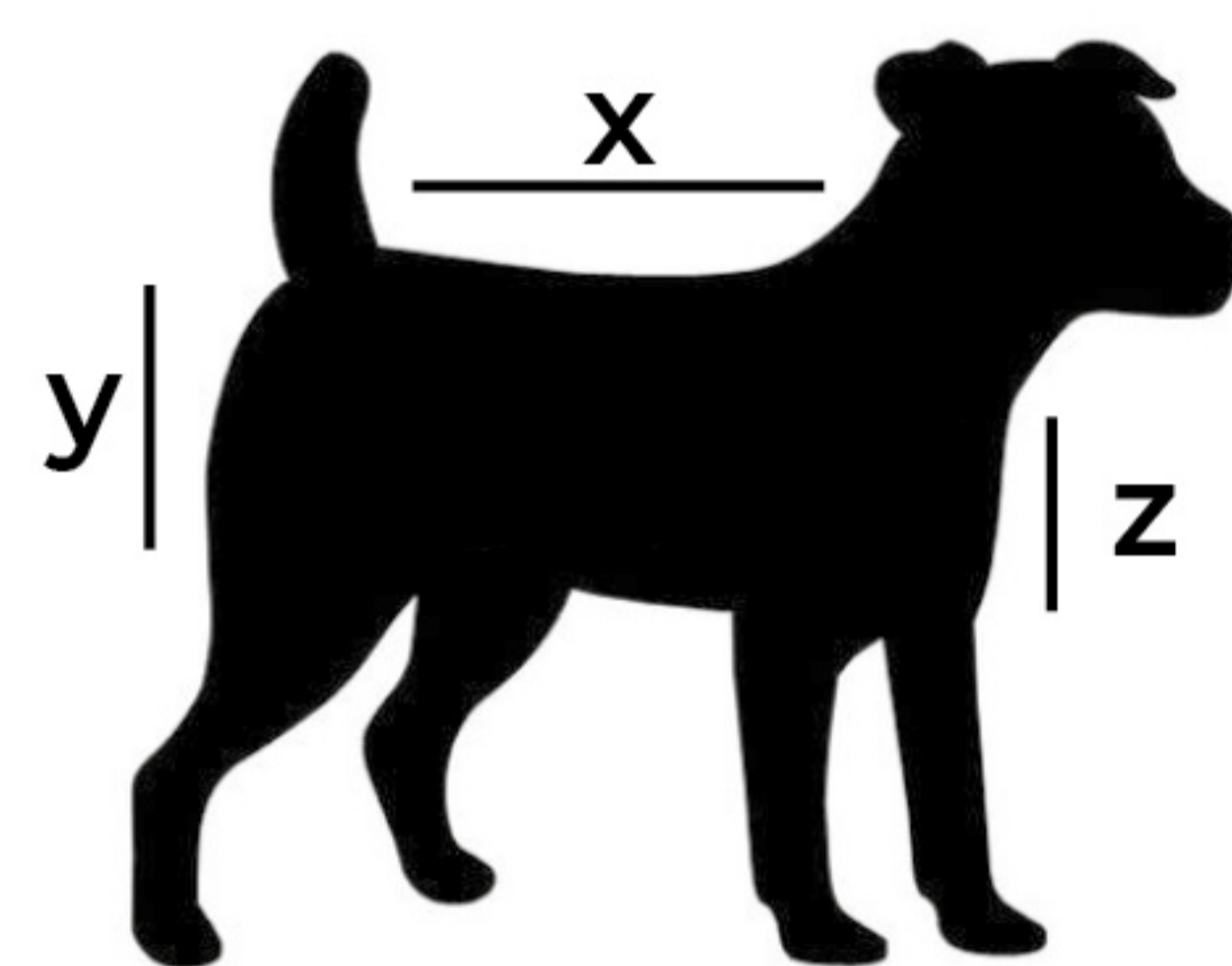
How to take measurements ?


This collar is adjustable. One of the easiest ways to ensure that you order the right size collar for your dog is to measure your dog neck. Once you have the measurements, you can compare it with our size chart above.







Size Chart : Dog Coat



	cm			inch			recommended breed	
	x	y	z	x	y	z		
XXS	25	18	6	10	7	2,4	Chihuahua	
XS	31	20	6	12	8	2,4	Jack Russel	
S	35	23	7	14	9	2,8	Parson Russel Terrier	
S/M	42	26	7	17	10	2,8	Beagle	
M	46	26	7	18	10	2,8	Vizla	
L	56	27	8	22	10,5	3,2	Labrador	
XL	62	28	9	24	11	3,5	German Sherpard	
XXL	71	30	11	28	13	4,3	Ridgeback	



Size Chart : Dog Coat Towel



		cm		
	x	y	z	
XXS	22,5-28	18	19	
XS	28-36	22	22,5	
S	36-44	25	25,5	
M	44-54	28,5	31,5	
L	55-66	30	37	
XL	66-76	38	42	
XXL	76-86	44	55	