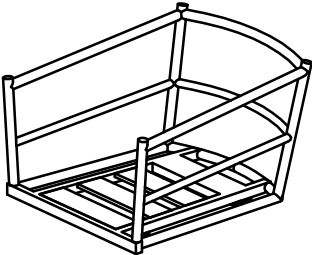

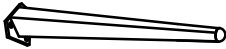


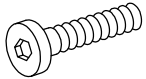



21885/5310 Chair installation instruction

①		1PC
②		2PCS
③		1PC R
④		1PC L
⑤		1PC
⑥		12PCS
⑦		12PCS

